

ATKINS

TURNING MOVEMENT COUNT SUMMARY

Peak Hour Volumes

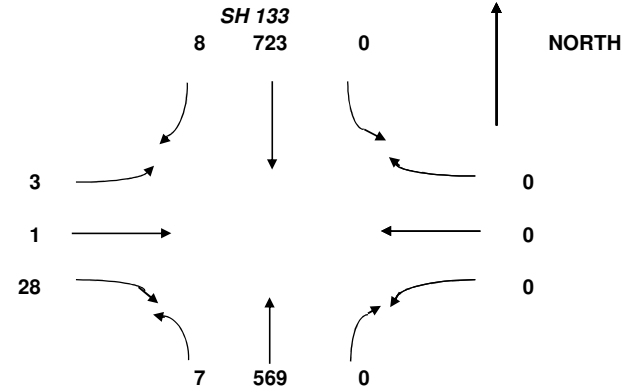
INTERSECTION: **1**
 N-S STREET: **SH 133**
 E-W STREET: **Red Rock Drive North**

PROJ. NO.:
 COUNT DATE: **31-Jan-12**
 NOTES: **Tuesday**

| | |
|---------------|-------------|
| PK HR VOLUME: | 1,339 |
| PHF: | 0.91 |
| PEAK HOUR: | |
| FROM: 4:45 PM | TO: 5:45 PM |

COUNT TIME:
 FROM: **4:00 PM**
 TO: **6:00 PM**

Red Rock Drive North



COUNT DATA INPUT:

| TIME PERIOD | | NORTHBOUND | | | | EASTBOUND | | | | SOUTHBOUND | | | | WESTBOUND | | | | TOTAL VOLUMES | |
|-------------|---------|------------|-----|---|-----|-----------|---|----|-----|------------|-----|---|-----|-----------|---|---|-----|---------------|-----|
| FROM: | TO: | L | T | R | Ped | L | T | R | Ped | L | T | R | Ped | L | T | R | Ped | | |
| 4:00 PM | 4:15 PM | 0 | 167 | 0 | 0 | 3 | 1 | 3 | 0 | 0 | 165 | 0 | 0 | 0 | 0 | 0 | 0 | 0 | 339 |
| 4:15 PM | 4:30 PM | 0 | 156 | 0 | 0 | 0 | 0 | 3 | 0 | 0 | 155 | 0 | 0 | 0 | 0 | 0 | 0 | 0 | 314 |
| 4:30 PM | 4:45 PM | 1 | 160 | 0 | 0 | 0 | 0 | 9 | 0 | 0 | 154 | 1 | 0 | 0 | 0 | 0 | 0 | 0 | 325 |
| 4:45 PM | 5:00 PM | 0 | 123 | 0 | 0 | 0 | 0 | 4 | 0 | 0 | 189 | 2 | 0 | 0 | 0 | 0 | 0 | 0 | 318 |
| 5:00 PM | 5:15 PM | 5 | 169 | 0 | 0 | 0 | 1 | 10 | 0 | 0 | 180 | 1 | 0 | 0 | 0 | 0 | 0 | 0 | 366 |
| 5:15 PM | 5:30 PM | 2 | 141 | 0 | 0 | 2 | 0 | 9 | 0 | 0 | 164 | 5 | 0 | 0 | 0 | 0 | 0 | 0 | 323 |
| 5:30 PM | 5:45 PM | 0 | 136 | 0 | 0 | 1 | 0 | 5 | 0 | 0 | 190 | 0 | 0 | 0 | 0 | 0 | 0 | 0 | 332 |
| 5:45 PM | 6:00 PM | 0 | 124 | 0 | 0 | 0 | 0 | 6 | 0 | 0 | 165 | 2 | 1 | 0 | 0 | 0 | 0 | 0 | 297 |

HOURLY TOTALS:

| TIME PERIOD | | NORTHBOUND | | | | EASTBOUND | | | | SOUTHBOUND | | | | WESTBOUND | | | | TOTAL VOLUMES | |
|-------------|---------|------------|-----|---|-----|-----------|---|----|-----|------------|-----|---|-----|-----------|---|---|-----|---------------|-------|
| FROM: | TO: | L | T | R | Ped | L | T | R | Ped | L | T | R | Ped | L | T | R | Ped | | |
| 4:00 PM | 5:00 PM | 1 | 606 | 0 | 0 | 3 | 1 | 19 | 0 | 0 | 663 | 3 | 0 | 0 | 0 | 0 | 0 | 0 | 1,296 |
| 4:15 PM | 5:15 PM | 6 | 608 | 0 | 0 | 0 | 1 | 26 | 0 | 0 | 678 | 4 | 0 | 0 | 0 | 0 | 0 | 0 | 1,323 |
| 4:30 PM | 5:30 PM | 8 | 593 | 0 | 0 | 2 | 1 | 32 | 0 | 0 | 687 | 9 | 0 | 0 | 0 | 0 | 0 | 0 | 1,332 |
| 4:45 PM | 5:45 PM | 7 | 569 | 0 | 0 | 3 | 1 | 28 | 0 | 0 | 723 | 8 | 0 | 0 | 0 | 0 | 0 | 0 | 1,339 |
| 5:00 PM | 6:00 PM | 7 | 570 | 0 | 0 | 3 | 1 | 30 | 0 | 0 | 699 | 8 | 1 | 0 | 0 | 0 | 0 | 0 | 1,318 |

NOTE PHF IS BASED ON 15 MIN. PEAK WITHIN THE PEAK HOUR.

ATKINS

TURNING MOVEMENT COUNT SUMMARY

Peak Hour Volumes

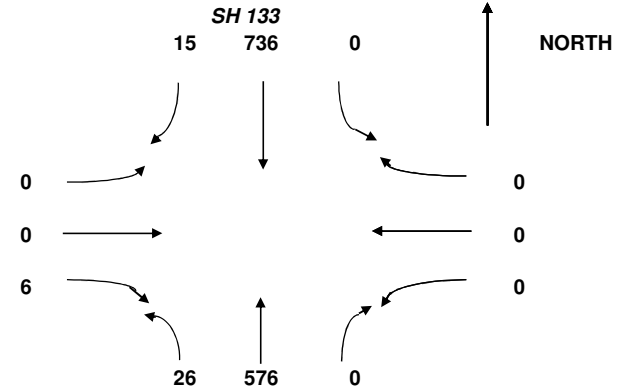
INTERSECTION: **2**
 N-S STREET: **SH 133**
 E-W STREET: **Red Rock Drive South**

PROJ. NO.:
 COUNT DATE: **31-Jan-12**
 NOTES: **Tuesday**

| | |
|---------------|---------|
| PK HR VOLUME: | 1,359 |
| PHF: | 0.92 |
| PEAK HOUR: | |
| FROM: | TO: |
| 4:45 PM | 5:45 PM |

COUNT TIME:
 FROM: **4:00 PM**
 TO: **6:00 PM**

Red Rock Drive South



COUNT DATA INPUT:

| TIME PERIOD | | NORTHBOUND | | | | EASTBOUND | | | | SOUTHBOUND | | | | WESTBOUND | | | | TOTAL VOLUMES | |
|-------------|---------|------------|-----|---|-----|-----------|---|---|-----|------------|-----|---|-----|-----------|---|---|-----|---------------|-----|
| FROM: | TO: | L | T | R | Ped | L | T | R | Ped | L | T | R | Ped | L | T | R | Ped | | |
| 4:00 PM | 4:15 PM | 1 | 167 | 0 | 0 | 0 | 0 | 3 | 0 | 0 | 166 | 2 | 0 | 0 | 0 | 0 | 0 | 0 | 339 |
| 4:15 PM | 4:30 PM | 4 | 156 | 0 | 0 | 0 | 0 | 0 | 0 | 0 | 156 | 2 | 0 | 0 | 0 | 0 | 0 | 0 | 318 |
| 4:30 PM | 4:45 PM | 3 | 161 | 0 | 0 | 0 | 0 | 0 | 0 | 0 | 161 | 2 | 0 | 0 | 0 | 0 | 0 | 0 | 327 |
| 4:45 PM | 5:00 PM | 6 | 123 | 0 | 0 | 0 | 0 | 1 | 0 | 0 | 192 | 1 | 0 | 0 | 0 | 0 | 0 | 1 | 323 |
| 5:00 PM | 5:15 PM | 5 | 174 | 0 | 0 | 0 | 0 | 1 | 1 | 0 | 184 | 6 | 0 | 0 | 0 | 0 | 0 | 0 | 370 |
| 5:15 PM | 5:30 PM | 8 | 143 | 0 | 0 | 0 | 0 | 3 | 0 | 0 | 168 | 5 | 0 | 0 | 0 | 0 | 0 | 0 | 327 |
| 5:30 PM | 5:45 PM | 7 | 136 | 0 | 0 | 0 | 0 | 1 | 0 | 0 | 192 | 3 | 0 | 0 | 0 | 0 | 0 | 0 | 339 |
| 5:45 PM | 6:00 PM | 9 | 124 | 0 | 0 | 0 | 0 | 0 | 0 | 0 | 169 | 2 | 0 | 0 | 0 | 0 | 0 | 1 | 304 |

HOURLY TOTALS:

| TIME PERIOD | | NORTHBOUND | | | | EASTBOUND | | | | SOUTHBOUND | | | | WESTBOUND | | | | TOTAL VOLUMES | |
|-------------|---------|------------|-----|---|-----|-----------|---|---|-----|------------|-----|----|-----|-----------|---|---|-----|---------------|-------|
| FROM: | TO: | L | T | R | Ped | L | T | R | Ped | L | T | R | Ped | L | T | R | Ped | | |
| 4:00 PM | 5:00 PM | 14 | 607 | 0 | 0 | 0 | 0 | 4 | 0 | 0 | 675 | 7 | 0 | 0 | 0 | 0 | 0 | 1 | 1,307 |
| 4:15 PM | 5:15 PM | 18 | 614 | 0 | 0 | 0 | 0 | 2 | 1 | 0 | 693 | 11 | 0 | 0 | 0 | 0 | 0 | 1 | 1,338 |
| 4:30 PM | 5:30 PM | 22 | 601 | 0 | 0 | 0 | 0 | 5 | 1 | 0 | 705 | 14 | 0 | 0 | 0 | 0 | 0 | 1 | 1,347 |
| 4:45 PM | 5:45 PM | 26 | 576 | 0 | 0 | 0 | 0 | 6 | 1 | 0 | 736 | 15 | 0 | 0 | 0 | 0 | 0 | 1 | 1,359 |
| 5:00 PM | 6:00 PM | 29 | 577 | 0 | 0 | 0 | 0 | 5 | 1 | 0 | 713 | 16 | 0 | 0 | 0 | 0 | 0 | 1 | 1,340 |

NOTE PHF IS BASED ON 15 MIN. PEAK WITHIN THE PEAK HOUR.

ATKINS

TURNING MOVEMENT COUNT SUMMARY

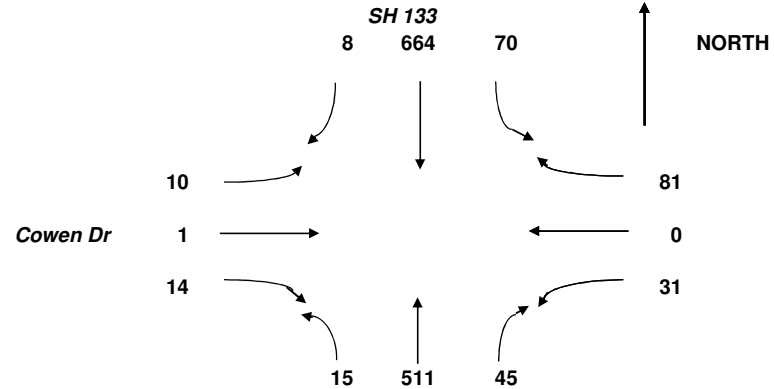
Peak Hour Volumes

INTERSECTION: **3**
 N-S STREET: **SH 133**
 E-W STREET: **Cowen Dr**

PROJ. NO.:
 COUNT DATE: **31-Jan-12**
 NOTES: **Tuesday**

COUNT TIME:
 FROM: **4:00 PM**
 TO: **6:00 PM**

| | |
|---------------|---------|
| PK HR VOLUME: | 1,450 |
| PHF: | 0.95 |
| PEAK HOUR: | |
| FROM: | TO: |
| 4:45 PM | 5:45 PM |



COUNT DATA INPUT:

| TIME PERIOD | | NORTHBOUND | | | | EASTBOUND | | | | SOUTHBOUND | | | | WESTBOUND | | | | TOTAL VOLUMES |
|-------------|---------|------------|-----|----|-----|-----------|---|----|-----|------------|-----|---|-----|-----------|---|----|-----|---------------|
| FROM: | TO: | L | T | R | Ped | L | T | R | Ped | L | T | R | Ped | L | T | R | Ped | |
| 4:00 PM | 4:15 PM | 9 | 147 | 14 | 0 | 1 | 1 | 2 | 0 | 16 | 147 | 6 | 0 | 10 | 0 | 20 | 0 | 373 |
| 4:15 PM | 4:30 PM | 4 | 134 | 9 | 1 | 4 | 0 | 12 | 0 | 16 | 137 | 3 | 1 | 12 | 1 | 22 | 0 | 354 |
| 4:30 PM | 4:45 PM | 2 | 137 | 11 | 0 | 3 | 0 | 6 | 2 | 14 | 141 | 6 | 1 | 8 | 0 | 24 | 0 | 352 |
| 4:45 PM | 5:00 PM | 1 | 107 | 13 | 0 | 1 | 0 | 2 | 0 | 14 | 179 | 0 | 0 | 7 | 0 | 21 | 0 | 345 |
| 5:00 PM | 5:15 PM | 5 | 153 | 7 | 0 | 4 | 0 | 2 | 0 | 18 | 165 | 2 | 0 | 5 | 0 | 22 | 0 | 383 |
| 5:15 PM | 5:30 PM | 3 | 131 | 13 | 0 | 3 | 0 | 2 | 0 | 21 | 149 | 1 | 0 | 9 | 0 | 17 | 0 | 349 |
| 5:30 PM | 5:45 PM | 6 | 120 | 12 | 0 | 2 | 1 | 8 | 1 | 17 | 171 | 5 | 0 | 10 | 0 | 21 | 0 | 373 |
| 5:45 PM | 6:00 PM | 5 | 116 | 7 | 0 | 4 | 1 | 6 | 0 | 15 | 150 | 4 | 1 | 7 | 0 | 13 | 0 | 328 |

HOURLY TOTALS:

| TIME PERIOD | | NORTHBOUND | | | | EASTBOUND | | | | SOUTHBOUND | | | | WESTBOUND | | | | TOTAL VOLUMES |
|-------------|---------|------------|-----|----|-----|-----------|---|----|-----|------------|-----|----|-----|-----------|---|----|-----|---------------|
| FROM: | TO: | L | T | R | Ped | L | T | R | Ped | L | T | R | Ped | L | T | R | Ped | |
| 4:00 PM | 5:00 PM | 16 | 525 | 47 | 1 | 9 | 1 | 22 | 2 | 60 | 604 | 15 | 2 | 37 | 1 | 87 | 0 | 1,424 |
| 4:15 PM | 5:15 PM | 12 | 531 | 40 | 1 | 12 | 0 | 22 | 2 | 62 | 622 | 11 | 2 | 32 | 1 | 89 | 0 | 1,434 |
| 4:30 PM | 5:30 PM | 11 | 528 | 44 | 0 | 11 | 0 | 12 | 2 | 67 | 634 | 9 | 1 | 29 | 0 | 84 | 0 | 1,429 |
| 4:45 PM | 5:45 PM | 15 | 511 | 45 | 0 | 10 | 1 | 14 | 1 | 70 | 664 | 8 | 0 | 31 | 0 | 81 | 0 | 1,450 |
| 5:00 PM | 6:00 PM | 19 | 520 | 39 | 0 | 13 | 2 | 18 | 1 | 71 | 635 | 12 | 1 | 31 | 0 | 73 | 0 | 1,433 |

NOTE PHF IS BASED ON 15 MIN. PEAK WITHIN THE PEAK HOUR.

ATKINS

TURNING MOVEMENT COUNT SUMMARY

Peak Hour Volumes

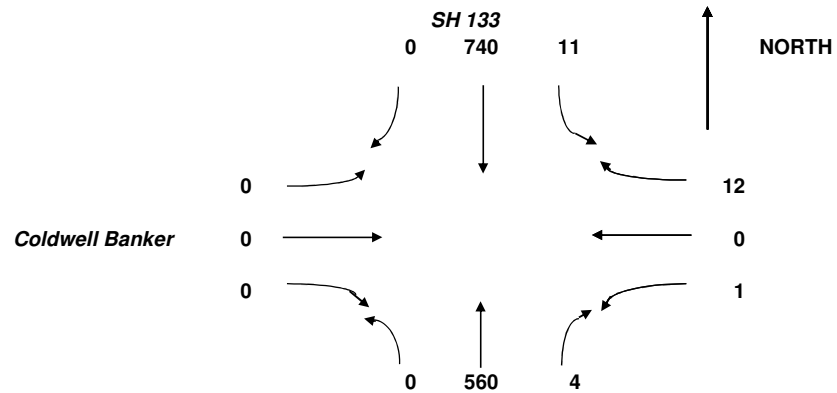
INTERSECTION: **4**
 N-S STREET: **SH 133**
 E-W STREET: **Coldwell Banker**

| | |
|---------------|---------|
| PK HR VOLUME: | 1,328 |
| PHF: | 0.97 |
| PEAK HOUR: | |
| FROM: | TO: |
| 4:45 PM | 5:45 PM |

PROJ. NO.:
 COUNT DATE: **31-Jan-12**
 NOTES: **Tuesday**

COUNT TIME:
 FROM: **4:00 PM**
 TO: **6:00 PM**

Notes:



COUNT DATA INPUT:

| TIME PERIOD | | NORTHBOUND | | | | EASTBOUND | | | | SOUTHBOUND | | | | WESTBOUND | | | | TOTAL VOLUMES |
|-------------|---------|------------|-----|---|-----|-----------|---|---|-----|------------|-----|---|-----|-----------|---|---|-----|---------------|
| FROM: | TO: | L | T | R | Ped | L | T | R | Ped | L | T | R | Ped | L | T | R | Ped | |
| 4:00 PM | 4:15 PM | 0 | 170 | 0 | 2 | 0 | 0 | 0 | 0 | 0 | 167 | 0 | 0 | 1 | 0 | 1 | 0 | 339 |
| 4:15 PM | 4:30 PM | 0 | 146 | 0 | 1 | 0 | 0 | 0 | 0 | 0 | 163 | 0 | 0 | 1 | 0 | 1 | 0 | 311 |
| 4:30 PM | 4:45 PM | 0 | 150 | 0 | 4 | 0 | 0 | 0 | 0 | 0 | 175 | 0 | 0 | 0 | 0 | 0 | 0 | 325 |
| 4:45 PM | 5:00 PM | 0 | 118 | 2 | 4 | 0 | 0 | 0 | 0 | 3 | 203 | 0 | 0 | 0 | 0 | 3 | 0 | 329 |
| 5:00 PM | 5:15 PM | 0 | 162 | 1 | 1 | 0 | 0 | 0 | 0 | 0 | 176 | 0 | 0 | 0 | 0 | 4 | 0 | 343 |
| 5:15 PM | 5:30 PM | 0 | 143 | 0 | 4 | 0 | 0 | 0 | 0 | 5 | 171 | 0 | 0 | 0 | 0 | 4 | 0 | 323 |
| 5:30 PM | 5:45 PM | 0 | 137 | 1 | 0 | 0 | 0 | 0 | 0 | 3 | 190 | 0 | 0 | 1 | 0 | 1 | 0 | 333 |
| 5:45 PM | 6:00 PM | 0 | 127 | 1 | 0 | 0 | 0 | 0 | 1 | 1 | 162 | 0 | 0 | 2 | 0 | 1 | 0 | 294 |

HOURLY TOTALS:

| TIME PERIOD | | NORTHBOUND | | | | EASTBOUND | | | | SOUTHBOUND | | | | WESTBOUND | | | | TOTAL VOLUMES |
|-------------|---------|------------|-----|---|-----|-----------|---|---|-----|------------|-----|---|-----|-----------|---|----|-----|---------------|
| FROM: | TO: | L | T | R | Ped | L | T | R | Ped | L | T | R | Ped | L | T | R | Ped | |
| 4:00 PM | 5:00 PM | 0 | 584 | 2 | 11 | 0 | 0 | 0 | 0 | 3 | 708 | 0 | 0 | 2 | 0 | 5 | 0 | 1,304 |
| 4:15 PM | 5:15 PM | 0 | 576 | 3 | 10 | 0 | 0 | 0 | 0 | 3 | 717 | 0 | 0 | 1 | 0 | 8 | 0 | 1,308 |
| 4:30 PM | 5:30 PM | 0 | 573 | 3 | 13 | 0 | 0 | 0 | 0 | 8 | 725 | 0 | 0 | 0 | 0 | 11 | 0 | 1,320 |
| 4:45 PM | 5:45 PM | 0 | 560 | 4 | 9 | 0 | 0 | 0 | 0 | 11 | 740 | 0 | 0 | 1 | 0 | 12 | 0 | 1,328 |
| 5:00 PM | 6:00 PM | 0 | 569 | 3 | 5 | 0 | 0 | 0 | 1 | 9 | 699 | 0 | 0 | 3 | 0 | 10 | 0 | 1,293 |

NOTE PHF IS BASED ON 15 MIN. PEAK WITHIN THE PEAK HOUR.

ATKINS

TURNING MOVEMENT COUNT SUMMARY

Peak Hour Volumes

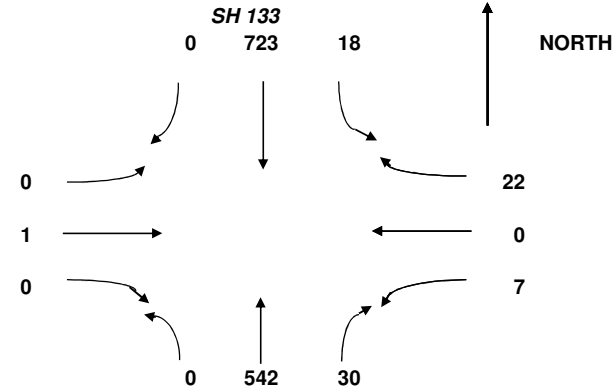
INTERSECTION: **5**
 N-S STREET: **SH 133**
 E-W STREET: **The Alpine Strip Mall**

PROJ. NO.:
 COUNT DATE: **31-Jan-12**
 NOTES: **Tuesday**

| | |
|---------------|---------|
| PK HR VOLUME: | 1,343 |
| PHF: | 0.95 |
| PEAK HOUR: | |
| FROM: | TO: |
| 4:45 PM | 5:45 PM |

COUNT TIME:
 FROM: **4:00 PM**
 TO: **6:00 PM**

The Alpine Strip Mall



COUNT DATA INPUT:

| TIME PERIOD | | NORTHBOUND | | | | EASTBOUND | | | | SOUTHBOUND | | | | WESTBOUND | | | | TOTAL VOLUMES | |
|-------------|---------|------------|-----|----|-----|-----------|---|---|-----|------------|-----|---|-----|-----------|---|---|-----|---------------|-----|
| FROM: | TO: | L | T | R | Ped | L | T | R | Ped | L | T | R | Ped | L | T | R | Ped | | |
| 4:00 PM | 4:15 PM | 0 | 167 | 2 | 1 | 0 | 0 | 0 | 0 | 5 | 163 | 0 | 0 | 0 | 0 | 3 | 0 | 0 | 340 |
| 4:15 PM | 4:30 PM | 0 | 141 | 6 | 0 | 0 | 0 | 0 | 0 | 3 | 161 | 0 | 0 | 1 | 0 | 5 | 0 | 0 | 317 |
| 4:30 PM | 4:45 PM | 0 | 147 | 8 | 3 | 0 | 0 | 0 | 0 | 12 | 163 | 0 | 0 | 2 | 0 | 3 | 0 | 0 | 335 |
| 4:45 PM | 5:00 PM | 0 | 116 | 6 | 4 | 0 | 0 | 0 | 0 | 8 | 195 | 0 | 0 | 2 | 0 | 4 | 0 | 0 | 331 |
| 5:00 PM | 5:15 PM | 0 | 155 | 11 | 1 | 0 | 1 | 0 | 0 | 4 | 172 | 0 | 0 | 2 | 0 | 8 | 0 | 0 | 353 |
| 5:15 PM | 5:30 PM | 0 | 137 | 6 | 3 | 0 | 0 | 0 | 0 | 3 | 168 | 0 | 0 | 0 | 0 | 6 | 0 | 0 | 320 |
| 5:30 PM | 5:45 PM | 0 | 134 | 7 | 0 | 0 | 0 | 0 | 0 | 3 | 188 | 0 | 0 | 3 | 0 | 4 | 0 | 0 | 339 |
| 5:45 PM | 6:00 PM | 0 | 125 | 3 | 1 | 0 | 0 | 0 | 0 | 1 | 163 | 0 | 0 | 0 | 0 | 3 | 0 | 0 | 295 |

HOURLY TOTALS:

| TIME PERIOD | | NORTHBOUND | | | | EASTBOUND | | | | SOUTHBOUND | | | | WESTBOUND | | | | TOTAL VOLUMES | |
|-------------|---------|------------|-----|----|-----|-----------|---|---|-----|------------|-----|---|-----|-----------|---|----|-----|---------------|-------|
| FROM: | TO: | L | T | R | Ped | L | T | R | Ped | L | T | R | Ped | L | T | R | Ped | | |
| 4:00 PM | 5:00 PM | 0 | 571 | 22 | 8 | 0 | 0 | 0 | 0 | 28 | 682 | 0 | 0 | 5 | 0 | 15 | 0 | 0 | 1,323 |
| 4:15 PM | 5:15 PM | 0 | 559 | 31 | 8 | 0 | 1 | 0 | 0 | 27 | 691 | 0 | 0 | 7 | 0 | 20 | 0 | 0 | 1,336 |
| 4:30 PM | 5:30 PM | 0 | 555 | 31 | 11 | 0 | 1 | 0 | 0 | 27 | 698 | 0 | 0 | 6 | 0 | 21 | 0 | 0 | 1,339 |
| 4:45 PM | 5:45 PM | 0 | 542 | 30 | 8 | 0 | 1 | 0 | 0 | 18 | 723 | 0 | 0 | 7 | 0 | 22 | 0 | 0 | 1,343 |
| 5:00 PM | 6:00 PM | 0 | 551 | 27 | 5 | 0 | 1 | 0 | 0 | 11 | 691 | 0 | 0 | 5 | 0 | 21 | 0 | 0 | 1,307 |

NOTE PHF IS BASED ON 15 MIN. PEAK WITHIN THE PEAK HOUR.

ATKINS

TURNING MOVEMENT COUNT SUMMARY

Peak Hour Volumes

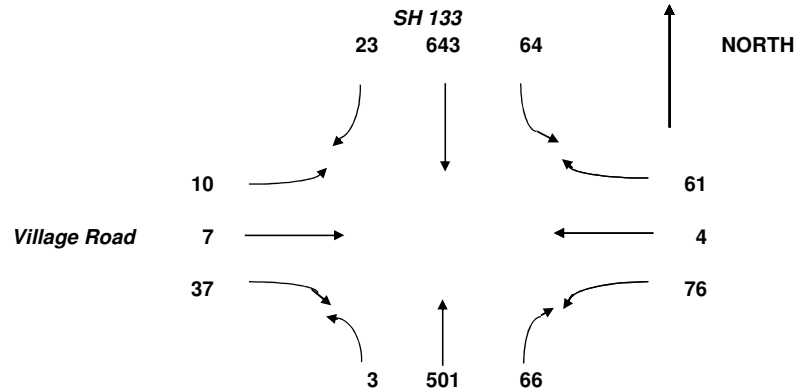
INTERSECTION: **6**
 N-S STREET: **SH 133**
 E-W STREET: **Village Road**

PROJ. NO.:
 COUNT DATE: **31-Jan-12**
 NOTES: **Tuesday**

| | |
|---------------|---------|
| PK HR VOLUME: | 1,495 |
| PHF: | 0.94 |
| PEAK HOUR: | |
| FROM: | TO: |
| 4:45 PM | 5:45 PM |

COUNT TIME:
 FROM: **4:00 PM**
 TO: **6:00 PM**

Notes:



COUNT DATA INPUT:

| TIME PERIOD | | NORTHBOUND | | | | EASTBOUND | | | | SOUTHBOUND | | | | WESTBOUND | | | | TOTAL VOLUMES |
|-------------|---------|------------|-----|----|-----|-----------|---|----|-----|------------|-----|---|-----|-----------|---|----|-----|---------------|
| FROM: | TO: | L | T | R | Ped | L | T | R | Ped | L | T | R | Ped | L | T | R | Ped | |
| 4:00 PM | 4:15 PM | 1 | 147 | 18 | 4 | 1 | 0 | 5 | 0 | 12 | 142 | 9 | 0 | 22 | 1 | 21 | 0 | 379 |
| 4:15 PM | 4:30 PM | 1 | 126 | 12 | 3 | 5 | 1 | 5 | 0 | 16 | 142 | 4 | 0 | 12 | 0 | 16 | 1 | 340 |
| 4:30 PM | 4:45 PM | 1 | 130 | 16 | 8 | 7 | 1 | 8 | 0 | 15 | 141 | 9 | 0 | 18 | 0 | 18 | 4 | 364 |
| 4:45 PM | 5:00 PM | 1 | 104 | 18 | 7 | 1 | 2 | 4 | 0 | 19 | 174 | 4 | 0 | 21 | 1 | 17 | 5 | 366 |
| 5:00 PM | 5:15 PM | 1 | 143 | 16 | 14 | 3 | 3 | 15 | 0 | 19 | 148 | 7 | 0 | 21 | 2 | 20 | 2 | 398 |
| 5:15 PM | 5:30 PM | 1 | 133 | 19 | 2 | 1 | 2 | 4 | 0 | 8 | 156 | 4 | 0 | 13 | 0 | 9 | 2 | 350 |
| 5:30 PM | 5:45 PM | 0 | 121 | 13 | 6 | 5 | 0 | 14 | 0 | 18 | 165 | 8 | 0 | 21 | 1 | 15 | 0 | 381 |
| 5:45 PM | 6:00 PM | 1 | 118 | 10 | 2 | 1 | 1 | 3 | 0 | 20 | 139 | 4 | 0 | 15 | 0 | 9 | 1 | 321 |

HOURLY TOTALS:

| TIME PERIOD | | NORTHBOUND | | | | EASTBOUND | | | | SOUTHBOUND | | | | WESTBOUND | | | | TOTAL VOLUMES |
|-------------|---------|------------|-----|----|-----|-----------|---|----|-----|------------|-----|----|-----|-----------|---|----|-----|---------------|
| FROM: | TO: | L | T | R | Ped | L | T | R | Ped | L | T | R | Ped | L | T | R | Ped | |
| 4:00 PM | 5:00 PM | 4 | 507 | 64 | 22 | 14 | 4 | 22 | 0 | 62 | 599 | 26 | 0 | 73 | 2 | 72 | 10 | 1,449 |
| 4:15 PM | 5:15 PM | 4 | 503 | 62 | 32 | 16 | 7 | 32 | 0 | 69 | 605 | 24 | 0 | 72 | 3 | 71 | 12 | 1,468 |
| 4:30 PM | 5:30 PM | 4 | 510 | 69 | 31 | 12 | 8 | 31 | 0 | 61 | 619 | 24 | 0 | 73 | 3 | 64 | 13 | 1,478 |
| 4:45 PM | 5:45 PM | 3 | 501 | 66 | 29 | 10 | 7 | 37 | 0 | 64 | 643 | 23 | 0 | 76 | 4 | 61 | 9 | 1,495 |
| 5:00 PM | 6:00 PM | 3 | 515 | 58 | 24 | 10 | 6 | 36 | 0 | 65 | 608 | 23 | 0 | 70 | 3 | 53 | 5 | 1,450 |

NOTE PHF IS BASED ON 15 MIN. PEAK WITHIN THE PEAK HOUR.

ATKINS

TURNING MOVEMENT COUNT SUMMARY

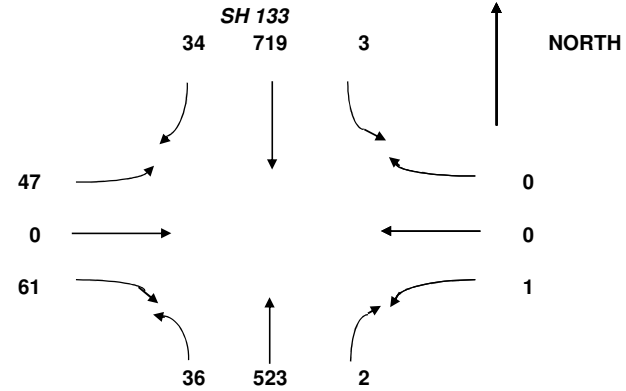
Peak Hour Volumes

INTERSECTION: 7
 N-S STREET: SH 133
 E-W STREET: Satank Rd/Dolores Way
 PROJ. NO.:
 COUNT DATE: 31-Jan-12
 NOTES: Tuesday

| | |
|---------------|-------------|
| PK HR VOLUME: | 1,426 |
| PHF: | 0.95 |
| PEAK HOUR: | |
| FROM: 4:45 PM | TO: 5:45 PM |

COUNT TIME:
 FROM: 4:00 PM
 TO: 6:00 PM

Satank Rd/Dolores Way



COUNT DATA INPUT:

| TIME PERIOD | | NORTHBOUND | | | | EASTBOUND | | | | SOUTHBOUND | | | | WESTBOUND | | | | TOTAL VOLUMES | |
|-------------|---------|------------|-----|---|-----|-----------|---|----|-----|------------|-----|----|-----|-----------|---|---|-----|---------------|-----|
| FROM: | TO: | L | T | R | Ped | L | T | R | Ped | L | T | R | Ped | L | T | R | Ped | | |
| 4:00 PM | 4:15 PM | 14 | 153 | 0 | 2 | 13 | 0 | 17 | 0 | 1 | 153 | 15 | 0 | 0 | 0 | 0 | 0 | 0 | 366 |
| 4:15 PM | 4:30 PM | 5 | 131 | 1 | 1 | 8 | 1 | 14 | 2 | 0 | 152 | 7 | 0 | 0 | 0 | 0 | 0 | 0 | 319 |
| 4:30 PM | 4:45 PM | 4 | 137 | 1 | 3 | 8 | 0 | 8 | 0 | 0 | 157 | 10 | 0 | 0 | 0 | 2 | 0 | 0 | 327 |
| 4:45 PM | 5:00 PM | 11 | 118 | 1 | 1 | 5 | 0 | 16 | 0 | 2 | 190 | 7 | 1 | 0 | 0 | 0 | 0 | 0 | 350 |
| 5:00 PM | 5:15 PM | 11 | 140 | 1 | 2 | 20 | 0 | 21 | 2 | 0 | 177 | 7 | 0 | 0 | 0 | 0 | 0 | 0 | 377 |
| 5:15 PM | 5:30 PM | 9 | 140 | 0 | 3 | 13 | 0 | 15 | 1 | 0 | 163 | 10 | 0 | 0 | 0 | 0 | 0 | 0 | 350 |
| 5:30 PM | 5:45 PM | 5 | 125 | 0 | 0 | 9 | 0 | 9 | 0 | 1 | 189 | 10 | 0 | 1 | 0 | 0 | 0 | 0 | 349 |
| 5:45 PM | 6:00 PM | 11 | 123 | 0 | 0 | 6 | 0 | 11 | 0 | 0 | 152 | 5 | 0 | 1 | 0 | 0 | 0 | 0 | 309 |

HOURLY TOTALS:

| TIME PERIOD | | NORTHBOUND | | | | EASTBOUND | | | | SOUTHBOUND | | | | WESTBOUND | | | | TOTAL VOLUMES |
|-------------|---------|------------|-----|---|-----|-----------|---|----|-----|------------|-----|----|-----|-----------|---|---|-----|---------------|
| FROM: | TO: | L | T | R | Ped | L | T | R | Ped | L | T | R | Ped | L | T | R | Ped | |
| 4:00 PM | 5:00 PM | 34 | 539 | 3 | 7 | 34 | 1 | 55 | 2 | 3 | 652 | 39 | 1 | 0 | 0 | 2 | 0 | 1,362 |
| 4:15 PM | 5:15 PM | 31 | 526 | 4 | 7 | 41 | 1 | 59 | 4 | 2 | 676 | 31 | 1 | 0 | 0 | 2 | 0 | 1,373 |
| 4:30 PM | 5:30 PM | 35 | 535 | 3 | 9 | 46 | 0 | 60 | 3 | 2 | 687 | 34 | 1 | 0 | 0 | 2 | 0 | 1,404 |
| 4:45 PM | 5:45 PM | 36 | 523 | 2 | 6 | 47 | 0 | 61 | 3 | 3 | 719 | 34 | 1 | 1 | 0 | 0 | 0 | 1,426 |
| 5:00 PM | 6:00 PM | 36 | 528 | 1 | 5 | 48 | 0 | 56 | 3 | 1 | 681 | 32 | 0 | 2 | 0 | 0 | 0 | 1,385 |

NOTE PHF IS BASED ON 15 MIN. PEAK WITHIN THE PEAK HOUR.

ATKINS

TURNING MOVEMENT COUNT SUMMARY

Peak Hour Volumes

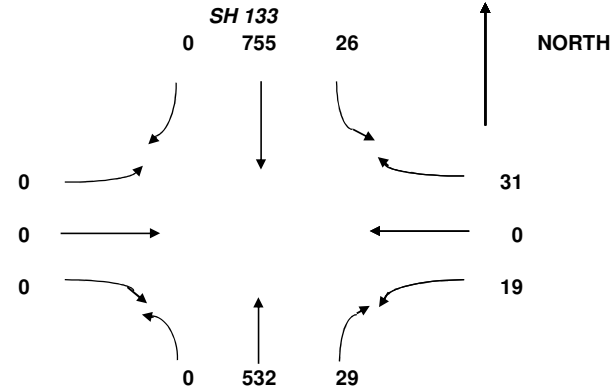
INTERSECTION: **8**
 N-S STREET: **SH 133**
 E-W STREET: **N of Pipe & Supply Store**

PROJ. NO.:
 COUNT DATE: **31-Jan-12**
 NOTES: **Tuesday**

| | |
|---------------|---------|
| PK HR VOLUME: | 1,392 |
| PHF: | 0.93 |
| PEAK HOUR: | |
| FROM: | TO: |
| 4:45 PM | 5:45 PM |

COUNT TIME:
 FROM: **4:00 PM**
 TO: **6:00 PM**

N of Pipe & Supply Store



COUNT DATA INPUT:

| TIME PERIOD | | NORTHBOUND | | | | EASTBOUND | | | | SOUTHBOUND | | | | WESTBOUND | | | | TOTAL VOLUMES |
|-------------|---------|------------|-----|----|-----|-----------|---|---|-----|------------|-----|---|-----|-----------|---|----|-----|---------------|
| FROM: | TO: | L | T | R | Ped | L | T | R | Ped | L | T | R | Ped | L | T | R | Ped | |
| 4:00 PM | 4:15 PM | 0 | 162 | 5 | 0 | 0 | 0 | 0 | 0 | 6 | 164 | 0 | 0 | 6 | 0 | 5 | 0 | 348 |
| 4:15 PM | 4:30 PM | 0 | 130 | 7 | 5 | 0 | 0 | 0 | 0 | 8 | 158 | 0 | 0 | 8 | 0 | 8 | 0 | 319 |
| 4:30 PM | 4:45 PM | 0 | 139 | 3 | 4 | 0 | 0 | 0 | 0 | 6 | 159 | 0 | 0 | 7 | 0 | 4 | 0 | 318 |
| 4:45 PM | 5:00 PM | 0 | 122 | 8 | 0 | 0 | 0 | 0 | 0 | 7 | 199 | 0 | 0 | 2 | 0 | 4 | 0 | 342 |
| 5:00 PM | 5:15 PM | 0 | 140 | 12 | 2 | 0 | 0 | 0 | 0 | 10 | 188 | 0 | 0 | 7 | 0 | 16 | 0 | 373 |
| 5:15 PM | 5:30 PM | 0 | 146 | 3 | 7 | 0 | 0 | 0 | 0 | 5 | 173 | 0 | 0 | 3 | 0 | 6 | 0 | 336 |
| 5:30 PM | 5:45 PM | 0 | 124 | 6 | 0 | 0 | 0 | 0 | 0 | 4 | 195 | 0 | 0 | 7 | 0 | 5 | 0 | 341 |
| 5:45 PM | 6:00 PM | 0 | 131 | 3 | 1 | 0 | 0 | 0 | 0 | 4 | 160 | 0 | 0 | 8 | 0 | 6 | 0 | 312 |

HOURLY TOTALS:

| TIME PERIOD | | NORTHBOUND | | | | EASTBOUND | | | | SOUTHBOUND | | | | WESTBOUND | | | | TOTAL VOLUMES |
|-------------|---------|------------|-----|----|-----|-----------|---|---|-----|------------|-----|---|-----|-----------|---|----|-----|---------------|
| FROM: | TO: | L | T | R | Ped | L | T | R | Ped | L | T | R | Ped | L | T | R | Ped | |
| 4:00 PM | 5:00 PM | 0 | 553 | 23 | 9 | 0 | 0 | 0 | 0 | 27 | 680 | 0 | 0 | 23 | 0 | 21 | 0 | 1,327 |
| 4:15 PM | 5:15 PM | 0 | 531 | 30 | 11 | 0 | 0 | 0 | 0 | 31 | 704 | 0 | 0 | 24 | 0 | 32 | 0 | 1,352 |
| 4:30 PM | 5:30 PM | 0 | 547 | 26 | 13 | 0 | 0 | 0 | 0 | 28 | 719 | 0 | 0 | 19 | 0 | 30 | 0 | 1,369 |
| 4:45 PM | 5:45 PM | 0 | 532 | 29 | 9 | 0 | 0 | 0 | 0 | 26 | 755 | 0 | 0 | 19 | 0 | 31 | 0 | 1,392 |
| 5:00 PM | 6:00 PM | 0 | 541 | 24 | 10 | 0 | 0 | 0 | 0 | 23 | 716 | 0 | 0 | 25 | 0 | 33 | 0 | 1,362 |

NOTE PHF IS BASED ON 15 MIN. PEAK WITHIN THE PEAK HOUR.

ATKINS

TURNING MOVEMENT COUNT SUMMARY

Peak Hour Volumes

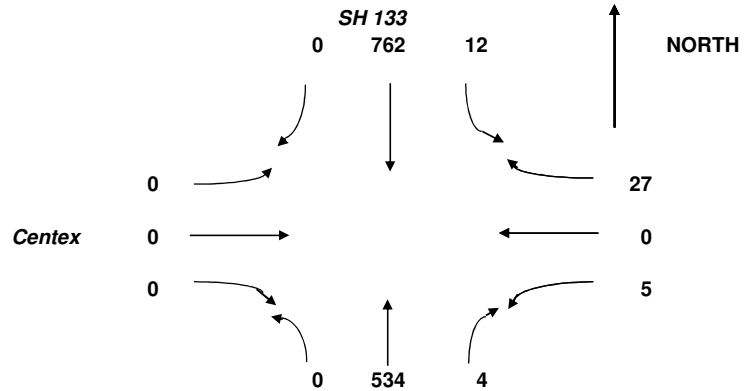
INTERSECTION: **9**
 N-S STREET: **SH 133**
 E-W STREET: **Centex**

PROJ. NO.:
 COUNT DATE: **31-Jan-12**
 NOTES: **Tuesday**

| | |
|---------------|-------------|
| PK HR VOLUME: | 1,344 |
| PHF: | 0.96 |
| PEAK HOUR: | |
| FROM: 4:45 PM | TO: 5:45 PM |

COUNT TIME:
 FROM: **4:00 PM**
 TO: **6:00 PM**

Notes:



COUNT DATA INPUT:

| TIME PERIOD | | NORTHBOUND | | | | EASTBOUND | | | | SOUTHBOUND | | | | WESTBOUND | | | | TOTAL VOLUMES | |
|-------------|---------|------------|-----|---|-----|-----------|---|---|-----|------------|-----|---|-----|-----------|---|----|-----|---------------|-----|
| FROM: | TO: | L | T | R | Ped | L | T | R | Ped | L | T | R | Ped | L | T | R | Ped | | |
| 4:00 PM | 4:15 PM | 0 | 160 | 0 | 7 | 0 | 0 | 0 | 0 | 3 | 167 | 0 | 0 | 0 | 0 | 7 | 0 | 0 | 337 |
| 4:15 PM | 4:30 PM | 0 | 132 | 3 | 6 | 0 | 0 | 0 | 0 | 9 | 157 | 0 | 0 | 1 | 0 | 5 | 0 | 0 | 307 |
| 4:30 PM | 4:45 PM | 0 | 134 | 0 | 4 | 0 | 0 | 0 | 0 | 3 | 163 | 0 | 0 | 0 | 0 | 8 | 0 | 0 | 308 |
| 4:45 PM | 5:00 PM | 0 | 124 | 7 | 0 | 0 | 0 | 0 | 0 | 5 | 196 | 0 | 0 | 0 | 0 | 6 | 0 | 0 | 332 |
| 5:00 PM | 5:15 PM | 0 | 148 | 2 | 4 | 0 | 0 | 0 | 0 | 1 | 194 | 0 | 0 | 1 | 0 | 4 | 0 | 0 | 350 |
| 5:15 PM | 5:30 PM | 0 | 142 | 0 | 6 | 0 | 0 | 0 | 0 | 2 | 174 | 0 | 0 | 3 | 0 | 7 | 0 | 0 | 328 |
| 5:30 PM | 5:45 PM | 0 | 120 | 7 | 2 | 0 | 0 | 0 | 0 | 4 | 198 | 0 | 0 | 1 | 0 | 10 | 0 | 0 | 334 |
| 5:45 PM | 6:00 PM | 0 | 131 | 0 | 7 | 0 | 0 | 0 | 0 | 1 | 167 | 0 | 0 | 0 | 0 | 3 | 0 | 0 | 302 |

HOURLY TOTALS:

| TIME PERIOD | | NORTHBOUND | | | | EASTBOUND | | | | SOUTHBOUND | | | | WESTBOUND | | | | TOTAL VOLUMES | |
|-------------|---------|------------|-----|---|-----|-----------|---|---|-----|------------|-----|---|-----|-----------|---|----|-----|---------------|-------|
| FROM: | TO: | L | T | R | Ped | L | T | R | Ped | L | T | R | Ped | L | T | R | Ped | | |
| 4:00 PM | 5:00 PM | 0 | 550 | 4 | 11 | 0 | 0 | 0 | 0 | 20 | 683 | 0 | 0 | 1 | 0 | 26 | 0 | 0 | 1,284 |
| 4:15 PM | 5:15 PM | 0 | 538 | 6 | 14 | 0 | 0 | 0 | 0 | 18 | 710 | 0 | 0 | 2 | 0 | 23 | 0 | 0 | 1,297 |
| 4:30 PM | 5:30 PM | 0 | 548 | 3 | 14 | 0 | 0 | 0 | 0 | 11 | 727 | 0 | 0 | 4 | 0 | 25 | 0 | 0 | 1,318 |
| 4:45 PM | 5:45 PM | 0 | 534 | 4 | 12 | 0 | 0 | 0 | 0 | 12 | 762 | 0 | 0 | 5 | 0 | 27 | 0 | 0 | 1,344 |
| 5:00 PM | 6:00 PM | 0 | 541 | 3 | 13 | 0 | 0 | 0 | 0 | 8 | 733 | 0 | 0 | 5 | 0 | 24 | 0 | 0 | 1,314 |

NOTE PHF IS BASED ON 15 MIN. PEAK WITHIN THE PEAK HOUR.

ATKINS

TURNING MOVEMENT COUNT SUMMARY

Peak Hour Volumes

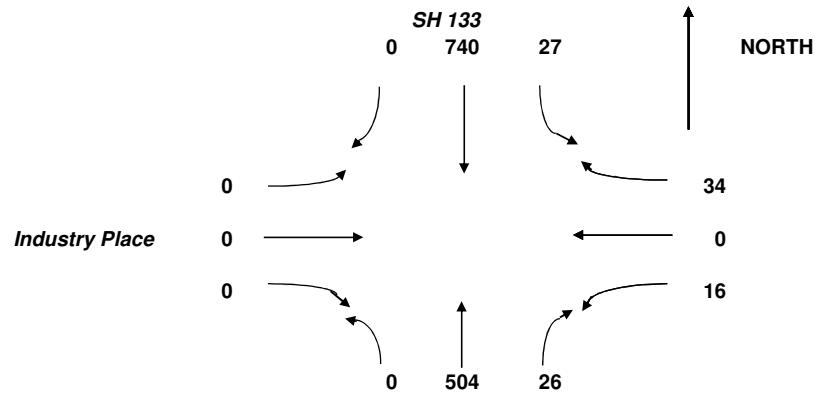
INTERSECTION: **10**
 N-S STREET: **SH 133**
 E-W STREET: **Industry Place**

PROJ. NO.:
 COUNT DATE: **31-Jan-12**
 NOTES: **Tuesday**

| | |
|---------------|-------------|
| PK HR VOLUME: | 1,347 |
| PHF: | 0.95 |
| PEAK HOUR: | |
| FROM: 4:45 PM | TO: 5:45 PM |

COUNT TIME:
 FROM: **4:00 PM**
 TO: **6:00 PM**

Notes:



COUNT DATA INPUT:

| TIME PERIOD | | NORTHBOUND | | | | EASTBOUND | | | | SOUTHBOUND | | | | WESTBOUND | | | | TOTAL VOLUMES |
|-------------|---------|------------|-----|----|-----|-----------|---|---|-----|------------|-----|---|-----|-----------|---|----|-----|---------------|
| FROM: | TO: | L | T | R | Ped | L | T | R | Ped | L | T | R | Ped | L | T | R | Ped | |
| 4:00 PM | 4:15 PM | 0 | 149 | 7 | 0 | 0 | 0 | 0 | 0 | 2 | 165 | 0 | 0 | 6 | 0 | 11 | 0 | 334 |
| 4:15 PM | 4:30 PM | 0 | 131 | 5 | 2 | 0 | 0 | 0 | 0 | 7 | 151 | 0 | 0 | 1 | 0 | 4 | 0 | 299 |
| 4:30 PM | 4:45 PM | 0 | 124 | 4 | 4 | 0 | 0 | 0 | 0 | 1 | 162 | 0 | 0 | 7 | 0 | 10 | 0 | 308 |
| 4:45 PM | 5:00 PM | 0 | 118 | 8 | 0 | 0 | 0 | 0 | 0 | 2 | 194 | 0 | 0 | 2 | 0 | 7 | 0 | 331 |
| 5:00 PM | 5:15 PM | 0 | 141 | 5 | 2 | 0 | 0 | 0 | 0 | 8 | 187 | 0 | 0 | 4 | 0 | 9 | 0 | 354 |
| 5:15 PM | 5:30 PM | 0 | 133 | 11 | 5 | 0 | 0 | 0 | 0 | 15 | 162 | 0 | 0 | 4 | 0 | 9 | 0 | 334 |
| 5:30 PM | 5:45 PM | 0 | 112 | 2 | 7 | 0 | 0 | 0 | 0 | 2 | 197 | 0 | 0 | 6 | 0 | 9 | 0 | 328 |
| 5:45 PM | 6:00 PM | 0 | 127 | 2 | 0 | 0 | 0 | 0 | 0 | 3 | 164 | 0 | 0 | 3 | 0 | 4 | 0 | 303 |

HOURLY TOTALS:

| TIME PERIOD | | NORTHBOUND | | | | EASTBOUND | | | | SOUTHBOUND | | | | WESTBOUND | | | | TOTAL VOLUMES |
|-------------|---------|------------|-----|----|-----|-----------|---|---|-----|------------|-----|---|-----|-----------|---|----|-----|---------------|
| FROM: | TO: | L | T | R | Ped | L | T | R | Ped | L | T | R | Ped | L | T | R | Ped | |
| 4:00 PM | 5:00 PM | 0 | 522 | 18 | 6 | 0 | 0 | 0 | 0 | 12 | 672 | 0 | 0 | 16 | 0 | 32 | 0 | 1,272 |
| 4:15 PM | 5:15 PM | 0 | 514 | 22 | 8 | 0 | 0 | 0 | 0 | 18 | 694 | 0 | 0 | 14 | 0 | 30 | 0 | 1,292 |
| 4:30 PM | 5:30 PM | 0 | 516 | 28 | 11 | 0 | 0 | 0 | 0 | 26 | 705 | 0 | 0 | 17 | 0 | 35 | 0 | 1,327 |
| 4:45 PM | 5:45 PM | 0 | 504 | 26 | 8 | 0 | 0 | 0 | 0 | 27 | 740 | 0 | 0 | 16 | 0 | 34 | 0 | 1,347 |
| 5:00 PM | 6:00 PM | 0 | 513 | 20 | 8 | 0 | 0 | 0 | 0 | 28 | 710 | 0 | 0 | 17 | 0 | 31 | 0 | 1,319 |

NOTE PHF IS BASED ON 15 MIN. PEAK WITHIN THE PEAK HOUR.

ATKINS

TURNING MOVEMENT COUNT SUMMARY

Peak Hour Volumes

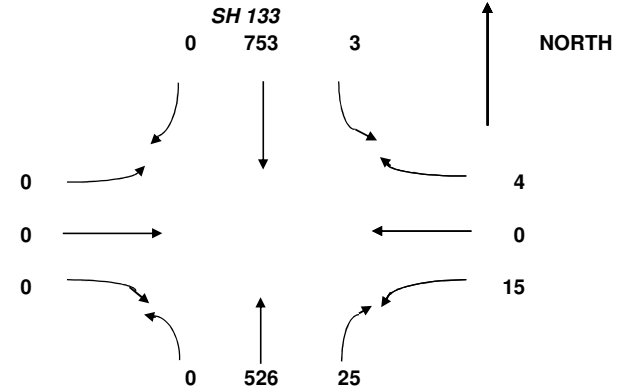
INTERSECTION: **11**
 N-S STREET: **SH 133**
 E-W STREET: **Red Rock Plaza strip mall**

PROJ. NO.:
 COUNT DATE: **31-Jan-12**
 NOTES: **Tuesday**

| | |
|---------------|-------------|
| PK HR VOLUME: | 1,326 |
| PHF: | 0.96 |
| PEAK HOUR: | |
| FROM: 4:45 PM | TO: 5:45 PM |

COUNT TIME:
 FROM: **4:00 PM**
 TO: **6:00 PM**

Red Rock Plaza strip mall



COUNT DATA INPUT:

| TIME PERIOD | | NORTHBOUND | | | | EASTBOUND | | | | SOUTHBOUND | | | | WESTBOUND | | | | TOTAL VOLUMES | |
|-------------|---------|------------|-----|----|-----|-----------|---|---|-----|------------|-----|---|-----|-----------|---|---|-----|---------------|-----|
| FROM: | TO: | L | T | R | Ped | L | T | R | Ped | L | T | R | Ped | L | T | R | Ped | | |
| 4:00 PM | 4:15 PM | 0 | 148 | 3 | 0 | 0 | 0 | 0 | 0 | 0 | 171 | 0 | 0 | 2 | 0 | 2 | 0 | 0 | 326 |
| 4:15 PM | 4:30 PM | 0 | 130 | 6 | 0 | 0 | 0 | 0 | 0 | 2 | 150 | 0 | 0 | 5 | 0 | 6 | 0 | 0 | 299 |
| 4:30 PM | 4:45 PM | 0 | 123 | 6 | 0 | 0 | 0 | 0 | 0 | 0 | 169 | 0 | 0 | 4 | 0 | 5 | 0 | 0 | 307 |
| 4:45 PM | 5:00 PM | 0 | 125 | 10 | 0 | 0 | 0 | 0 | 0 | 1 | 195 | 0 | 0 | 3 | 0 | 1 | 0 | 0 | 335 |
| 5:00 PM | 5:15 PM | 0 | 144 | 5 | 0 | 0 | 0 | 0 | 0 | 1 | 190 | 0 | 0 | 5 | 0 | 2 | 0 | 0 | 347 |
| 5:15 PM | 5:30 PM | 0 | 144 | 6 | 0 | 0 | 0 | 0 | 0 | 0 | 166 | 0 | 0 | 3 | 0 | 0 | 0 | 0 | 319 |
| 5:30 PM | 5:45 PM | 0 | 113 | 4 | 0 | 0 | 0 | 0 | 0 | 1 | 202 | 0 | 0 | 4 | 0 | 1 | 0 | 0 | 325 |
| 5:45 PM | 6:00 PM | 0 | 127 | 4 | 0 | 0 | 0 | 0 | 0 | 2 | 165 | 0 | 0 | 1 | 0 | 2 | 0 | 0 | 301 |

HOURLY TOTALS:

| TIME PERIOD | | NORTHBOUND | | | | EASTBOUND | | | | SOUTHBOUND | | | | WESTBOUND | | | | TOTAL VOLUMES | |
|-------------|---------|------------|-----|----|-----|-----------|---|---|-----|------------|-----|---|-----|-----------|---|----|-----|---------------|-------|
| FROM: | TO: | L | T | R | Ped | L | T | R | Ped | L | T | R | Ped | L | T | R | Ped | | |
| 4:00 PM | 5:00 PM | 0 | 526 | 25 | 0 | 0 | 0 | 0 | 0 | 3 | 685 | 0 | 0 | 14 | 0 | 14 | 0 | 0 | 1,267 |
| 4:15 PM | 5:15 PM | 0 | 522 | 27 | 0 | 0 | 0 | 0 | 0 | 4 | 704 | 0 | 0 | 17 | 0 | 14 | 0 | 0 | 1,288 |
| 4:30 PM | 5:30 PM | 0 | 536 | 27 | 0 | 0 | 0 | 0 | 0 | 2 | 720 | 0 | 0 | 15 | 0 | 8 | 0 | 0 | 1,308 |
| 4:45 PM | 5:45 PM | 0 | 526 | 25 | 0 | 0 | 0 | 0 | 0 | 3 | 753 | 0 | 0 | 15 | 0 | 4 | 0 | 0 | 1,326 |
| 5:00 PM | 6:00 PM | 0 | 528 | 19 | 0 | 0 | 0 | 0 | 0 | 4 | 723 | 0 | 0 | 13 | 0 | 5 | 0 | 0 | 1,292 |

NOTE PHF IS BASED ON 15 MIN. PEAK WITHIN THE PEAK HOUR.

ATKINS

TURNING MOVEMENT COUNT SUMMARY

Peak Hour Volumes

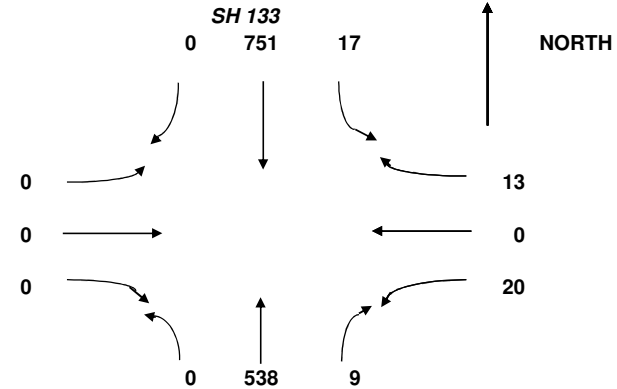
INTERSECTION: **12**
 N-S STREET: **SH 133**
 E-W STREET: **Nieslanik Ave/12th St**

PROJ. NO.:
 COUNT DATE: **31-Jan-12**
 NOTES: **Tuesday**

| | |
|---------------|---------|
| PK HR VOLUME: | 1,348 |
| PHF: | 0.97 |
| PEAK HOUR: | |
| FROM: | TO: |
| 4:45 PM | 5:45 PM |

COUNT TIME:
 FROM: **4:00 PM**
 TO: **6:00 PM**

Nieslanik Ave/12th St



COUNT DATA INPUT:

| TIME PERIOD | | NORTHBOUND | | | | EASTBOUND | | | | SOUTHBOUND | | | | WESTBOUND | | | | TOTAL VOLUMES |
|-------------|---------|------------|-----|---|-----|-----------|---|---|-----|------------|-----|---|-----|-----------|---|---|-----|---------------|
| FROM: | TO: | L | T | R | Ped | L | T | R | Ped | L | T | R | Ped | L | T | R | Ped | |
| 4:00 PM | 4:15 PM | 0 | 148 | 6 | 7 | 0 | 0 | 0 | 0 | 3 | 170 | 0 | 0 | 5 | 0 | 3 | 0 | 335 |
| 4:15 PM | 4:30 PM | 0 | 134 | 4 | 5 | 0 | 0 | 0 | 0 | 3 | 152 | 0 | 0 | 5 | 0 | 2 | 0 | 300 |
| 4:30 PM | 4:45 PM | 0 | 123 | 2 | 4 | 0 | 0 | 0 | 0 | 2 | 171 | 0 | 0 | 4 | 0 | 6 | 0 | 308 |
| 4:45 PM | 5:00 PM | 0 | 135 | 4 | 2 | 0 | 0 | 0 | 0 | 2 | 196 | 0 | 0 | 2 | 0 | 0 | 0 | 339 |
| 5:00 PM | 5:15 PM | 0 | 142 | 1 | 4 | 0 | 0 | 0 | 0 | 8 | 187 | 0 | 0 | 4 | 0 | 7 | 1 | 349 |
| 5:15 PM | 5:30 PM | 0 | 148 | 1 | 4 | 0 | 0 | 0 | 0 | 3 | 166 | 0 | 0 | 8 | 0 | 2 | 0 | 328 |
| 5:30 PM | 5:45 PM | 0 | 113 | 3 | 2 | 0 | 0 | 0 | 0 | 4 | 202 | 0 | 0 | 6 | 0 | 4 | 0 | 332 |
| 5:45 PM | 6:00 PM | 0 | 129 | 6 | 1 | 0 | 0 | 0 | 0 | 10 | 156 | 0 | 0 | 5 | 0 | 2 | 0 | 308 |

HOURLY TOTALS:

| TIME PERIOD | | NORTHBOUND | | | | EASTBOUND | | | | SOUTHBOUND | | | | WESTBOUND | | | | TOTAL VOLUMES |
|-------------|---------|------------|-----|----|-----|-----------|---|---|-----|------------|-----|---|-----|-----------|---|----|-----|---------------|
| FROM: | TO: | L | T | R | Ped | L | T | R | Ped | L | T | R | Ped | L | T | R | Ped | |
| 4:00 PM | 5:00 PM | 0 | 540 | 16 | 12 | 0 | 0 | 0 | 0 | 10 | 689 | 0 | 0 | 16 | 0 | 11 | 0 | 1,282 |
| 4:15 PM | 5:15 PM | 0 | 534 | 11 | 15 | 0 | 0 | 0 | 0 | 15 | 706 | 0 | 0 | 15 | 0 | 15 | 1 | 1,296 |
| 4:30 PM | 5:30 PM | 0 | 548 | 8 | 14 | 0 | 0 | 0 | 0 | 15 | 720 | 0 | 0 | 18 | 0 | 15 | 1 | 1,324 |
| 4:45 PM | 5:45 PM | 0 | 538 | 9 | 12 | 0 | 0 | 0 | 0 | 17 | 751 | 0 | 0 | 20 | 0 | 13 | 1 | 1,348 |
| 5:00 PM | 6:00 PM | 0 | 532 | 11 | 11 | 0 | 0 | 0 | 0 | 25 | 711 | 0 | 0 | 23 | 0 | 15 | 1 | 1,317 |

NOTE PHF IS BASED ON 15 MIN. PEAK WITHIN THE PEAK HOUR.

ATKINS

TURNING MOVEMENT COUNT SUMMARY

Peak Hour Volumes

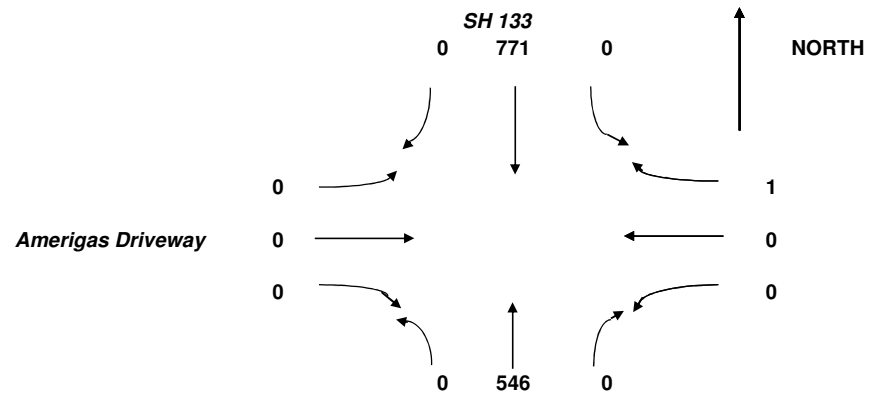
INTERSECTION: **13**
 N-S STREET: **SH 133**
 E-W STREET: **Amerigas Driveway**

PROJ. NO.:
 COUNT DATE: **31-Jan-12**
 NOTES: **Tuesday**

| | |
|---------------|-------------|
| PK HR VOLUME: | 1,318 |
| PHF: | 0.98 |
| PEAK HOUR: | |
| FROM: 4:45 PM | TO: 5:45 PM |

COUNT TIME:
 FROM: **4:00 PM**
 TO: **6:00 PM**

Notes:



COUNT DATA INPUT:

| TIME PERIOD | | NORTHBOUND | | | | EASTBOUND | | | | SOUTHBOUND | | | | WESTBOUND | | | | TOTAL VOLUMES | |
|-------------|---------|------------|-----|---|-----|-----------|---|---|-----|------------|-----|---|-----|-----------|---|---|-----|---------------|-----|
| FROM: | TO: | L | T | R | Ped | L | T | R | Ped | L | T | R | Ped | L | T | R | Ped | | |
| 4:00 PM | 4:15 PM | 0 | 154 | 7 | 0 | 0 | 0 | 0 | 0 | 0 | 175 | 0 | 0 | 0 | 0 | 0 | 0 | 0 | 330 |
| 4:15 PM | 4:30 PM | 0 | 138 | 0 | 0 | 0 | 0 | 0 | 0 | 1 | 156 | 0 | 0 | 0 | 0 | 0 | 0 | 0 | 295 |
| 4:30 PM | 4:45 PM | 0 | 125 | 0 | 0 | 0 | 0 | 0 | 0 | 0 | 175 | 0 | 0 | 0 | 0 | 0 | 0 | 0 | 300 |
| 4:45 PM | 5:00 PM | 0 | 138 | 0 | 0 | 0 | 0 | 0 | 0 | 0 | 198 | 0 | 0 | 0 | 0 | 7 | 0 | 0 | 337 |
| 5:00 PM | 5:15 PM | 0 | 143 | 0 | 0 | 0 | 0 | 0 | 0 | 0 | 191 | 0 | 0 | 0 | 0 | 0 | 0 | 0 | 334 |
| 5:15 PM | 5:30 PM | 0 | 149 | 0 | 0 | 0 | 0 | 0 | 0 | 0 | 174 | 0 | 0 | 0 | 0 | 0 | 0 | 0 | 323 |
| 5:30 PM | 5:45 PM | 0 | 116 | 0 | 0 | 0 | 0 | 0 | 0 | 0 | 208 | 0 | 0 | 0 | 0 | 0 | 0 | 0 | 324 |
| 5:45 PM | 6:00 PM | 0 | 135 | 0 | 0 | 0 | 0 | 0 | 0 | 0 | 161 | 0 | 0 | 0 | 0 | 0 | 0 | 0 | 296 |

HOURLY TOTALS:

| TIME PERIOD | | NORTHBOUND | | | | EASTBOUND | | | | SOUTHBOUND | | | | WESTBOUND | | | | TOTAL VOLUMES | |
|-------------|---------|------------|-----|---|-----|-----------|---|---|-----|------------|-----|---|-----|-----------|---|---|-----|---------------|-------|
| FROM: | TO: | L | T | R | Ped | L | T | R | Ped | L | T | R | Ped | L | T | R | Ped | | |
| 4:00 PM | 5:00 PM | 0 | 555 | 1 | 0 | 0 | 0 | 0 | 0 | 1 | 704 | 0 | 0 | 0 | 0 | 1 | 0 | 0 | 1,262 |
| 4:15 PM | 5:15 PM | 0 | 544 | 0 | 0 | 0 | 0 | 0 | 0 | 1 | 720 | 0 | 0 | 0 | 0 | 1 | 0 | 0 | 1,266 |
| 4:30 PM | 5:30 PM | 0 | 555 | 0 | 0 | 0 | 0 | 0 | 0 | 0 | 738 | 0 | 0 | 0 | 0 | 1 | 0 | 0 | 1,294 |
| 4:45 PM | 5:45 PM | 0 | 546 | 0 | 0 | 0 | 0 | 0 | 0 | 0 | 771 | 0 | 0 | 0 | 0 | 1 | 0 | 0 | 1,318 |
| 5:00 PM | 6:00 PM | 0 | 543 | 0 | 0 | 0 | 0 | 0 | 0 | 0 | 734 | 0 | 0 | 0 | 0 | 0 | 0 | 0 | 1,277 |

NOTE PHF IS BASED ON 15 MIN. PEAK WITHIN THE PEAK HOUR.

ATKINS

TURNING MOVEMENT COUNT SUMMARY

Peak Hour Volumes

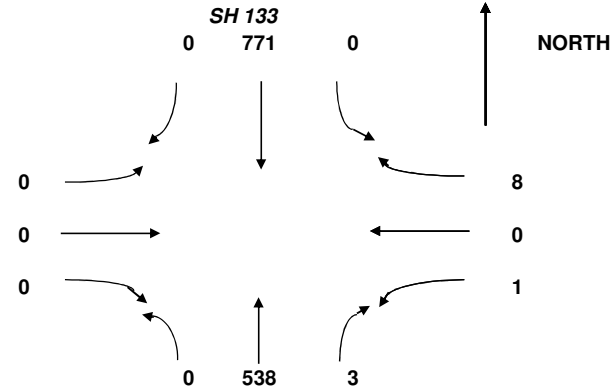
INTERSECTION: **14**
 N-S STREET: **SH 133**
 E-W STREET: **ET Plaza Commerical Industry**

PROJ. NO.:
 COUNT DATE: **31-Jan-12**
 NOTES: **Tuesday**

COUNT TIME:
 FROM: **4:00 PM**
 TO: **6:00 PM**

| | |
|---------------|---------|
| PK HR VOLUME: | 1,321 |
| PHF: | 0.98 |
| PEAK HOUR: | |
| FROM: | TO: |
| 4:45 PM | 5:45 PM |

aza Commerical Industry



COUNT DATA INPUT:

| TIME PERIOD | | NORTHBOUND | | | | EASTBOUND | | | | SOUTHBOUND | | | | WESTBOUND | | | | TOTAL VOLUMES |
|-------------|---------|------------|-----|---|-----|-----------|---|---|-----|------------|-----|---|-----|-----------|---|---|-----|---------------|
| FROM: | TO: | L | T | R | Ped | L | T | R | Ped | L | T | R | Ped | L | T | R | Ped | |
| 4:00 PM | 4:15 PM | 0 | 151 | 2 | 0 | 0 | 0 | 0 | 0 | 0 | 175 | 0 | 0 | 2 | 0 | 4 | 0 | 334 |
| 4:15 PM | 4:30 PM | 0 | 137 | 2 | 0 | 0 | 0 | 0 | 0 | 0 | 156 | 0 | 0 | 1 | 0 | 1 | 0 | 297 |
| 4:30 PM | 4:45 PM | 0 | 124 | 1 | 0 | 0 | 0 | 0 | 0 | 2 | 173 | 0 | 0 | 0 | 0 | 1 | 0 | 301 |
| 4:45 PM | 5:00 PM | 0 | 134 | 1 | 0 | 0 | 0 | 0 | 0 | 0 | 198 | 0 | 0 | 0 | 0 | 4 | 0 | 337 |
| 5:00 PM | 5:15 PM | 0 | 142 | 2 | 0 | 0 | 0 | 0 | 0 | 0 | 191 | 0 | 0 | 1 | 0 | 1 | 0 | 337 |
| 5:15 PM | 5:30 PM | 0 | 147 | 0 | 0 | 0 | 0 | 0 | 0 | 0 | 174 | 0 | 0 | 0 | 0 | 2 | 0 | 323 |
| 5:30 PM | 5:45 PM | 0 | 115 | 0 | 0 | 0 | 0 | 0 | 0 | 0 | 208 | 0 | 0 | 0 | 0 | 1 | 0 | 324 |
| 5:45 PM | 6:00 PM | 0 | 134 | 2 | 0 | 0 | 0 | 0 | 0 | 0 | 161 | 0 | 0 | 0 | 0 | 1 | 0 | 298 |

HOURLY TOTALS:

| TIME PERIOD | | NORTHBOUND | | | | EASTBOUND | | | | SOUTHBOUND | | | | WESTBOUND | | | | TOTAL VOLUMES |
|-------------|---------|------------|-----|---|-----|-----------|---|---|-----|------------|-----|---|-----|-----------|---|----|-----|---------------|
| FROM: | TO: | L | T | R | Ped | L | T | R | Ped | L | T | R | Ped | L | T | R | Ped | |
| 4:00 PM | 5:00 PM | 0 | 546 | 6 | 0 | 0 | 0 | 0 | 0 | 2 | 702 | 0 | 0 | 3 | 0 | 10 | 0 | 1,269 |
| 4:15 PM | 5:15 PM | 0 | 537 | 6 | 0 | 0 | 0 | 0 | 0 | 2 | 718 | 0 | 0 | 2 | 0 | 7 | 0 | 1,272 |
| 4:30 PM | 5:30 PM | 0 | 547 | 4 | 0 | 0 | 0 | 0 | 0 | 2 | 736 | 0 | 0 | 1 | 0 | 8 | 0 | 1,298 |
| 4:45 PM | 5:45 PM | 0 | 538 | 3 | 0 | 0 | 0 | 0 | 0 | 0 | 771 | 0 | 0 | 1 | 0 | 8 | 0 | 1,321 |
| 5:00 PM | 6:00 PM | 0 | 538 | 4 | 0 | 0 | 0 | 0 | 0 | 0 | 734 | 0 | 0 | 1 | 0 | 5 | 0 | 1,282 |

NOTE PHF IS BASED ON 15 MIN. PEAK WITHIN THE PEAK HOUR.

ATKINS

TURNING MOVEMENT COUNT SUMMARY

Peak Hour Volumes

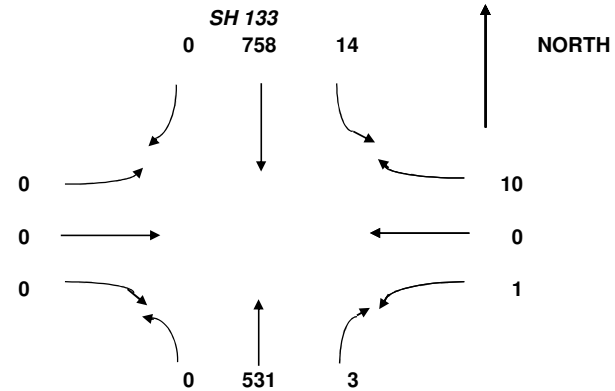
INTERSECTION: **15**
 N-S STREET: **SH 133**
 E-W STREET: **Sopris Shopping Center**

| | |
|---------------|-------------|
| PK HR VOLUME: | 1,317 |
| PHF: | 0.97 |
| PEAK HOUR: | |
| FROM: 4:45 PM | TO: 5:45 PM |

PROJ. NO.:
 COUNT DATE: **31-Jan-12**
 NOTES: **Tuesday**

COUNT TIME:
 FROM: **4:00 PM**
 TO: **6:00 PM**

Sopris Shopping Center



COUNT DATA INPUT:

| TIME PERIOD | | NORTHBOUND | | | | EASTBOUND | | | | SOUTHBOUND | | | | WESTBOUND | | | | TOTAL VOLUMES |
|-------------|---------|------------|-----|---|-----|-----------|---|---|-----|------------|-----|---|-----|-----------|---|---|-----|---------------|
| FROM: | TO: | L | T | R | Ped | L | T | R | Ped | L | T | R | Ped | L | T | R | Ped | |
| 4:00 PM | 4:15 PM | 0 | 146 | 1 | 5 | 0 | 0 | 0 | 0 | 5 | 172 | 0 | 0 | 1 | 0 | 7 | 0 | 332 |
| 4:15 PM | 4:30 PM | 0 | 133 | 1 | 3 | 0 | 0 | 0 | 0 | 4 | 153 | 0 | 0 | 0 | 0 | 6 | 0 | 297 |
| 4:30 PM | 4:45 PM | 0 | 120 | 2 | 6 | 0 | 0 | 0 | 0 | 2 | 171 | 0 | 0 | 1 | 0 | 5 | 0 | 301 |
| 4:45 PM | 5:00 PM | 0 | 134 | 0 | 2 | 0 | 0 | 0 | 0 | 1 | 197 | 0 | 0 | 0 | 0 | 1 | 0 | 333 |
| 5:00 PM | 5:15 PM | 0 | 142 | 1 | 7 | 0 | 0 | 0 | 0 | 6 | 186 | 0 | 0 | 1 | 0 | 2 | 0 | 338 |
| 5:15 PM | 5:30 PM | 0 | 144 | 0 | 3 | 0 | 0 | 0 | 1 | 4 | 170 | 0 | 0 | 0 | 0 | 3 | 0 | 321 |
| 5:30 PM | 5:45 PM | 0 | 111 | 2 | 2 | 0 | 0 | 0 | 0 | 3 | 205 | 0 | 0 | 0 | 0 | 4 | 0 | 325 |
| 5:45 PM | 6:00 PM | 0 | 133 | 2 | 1 | 0 | 0 | 0 | 0 | 3 | 158 | 0 | 0 | 1 | 0 | 3 | 0 | 300 |

HOURLY TOTALS:

| TIME PERIOD | | NORTHBOUND | | | | EASTBOUND | | | | SOUTHBOUND | | | | WESTBOUND | | | | TOTAL VOLUMES |
|-------------|---------|------------|-----|---|-----|-----------|---|---|-----|------------|-----|---|-----|-----------|---|----|-----|---------------|
| FROM: | TO: | L | T | R | Ped | L | T | R | Ped | L | T | R | Ped | L | T | R | Ped | |
| 4:00 PM | 5:00 PM | 0 | 533 | 4 | 16 | 0 | 0 | 0 | 0 | 12 | 693 | 0 | 0 | 2 | 0 | 19 | 0 | 1,263 |
| 4:15 PM | 5:15 PM | 0 | 529 | 4 | 18 | 0 | 0 | 0 | 0 | 13 | 707 | 0 | 0 | 2 | 0 | 14 | 0 | 1,269 |
| 4:30 PM | 5:30 PM | 0 | 540 | 3 | 18 | 0 | 0 | 0 | 1 | 13 | 724 | 0 | 0 | 2 | 0 | 11 | 0 | 1,293 |
| 4:45 PM | 5:45 PM | 0 | 531 | 3 | 14 | 0 | 0 | 0 | 1 | 14 | 758 | 0 | 0 | 1 | 0 | 10 | 0 | 1,317 |
| 5:00 PM | 6:00 PM | 0 | 530 | 5 | 13 | 0 | 0 | 0 | 1 | 16 | 719 | 0 | 0 | 2 | 0 | 12 | 0 | 1,284 |

NOTE PHF IS BASED ON 15 MIN. PEAK WITHIN THE PEAK HOUR.

ATKINS

TURNING MOVEMENT COUNT SUMMARY

Peak Hour Volumes

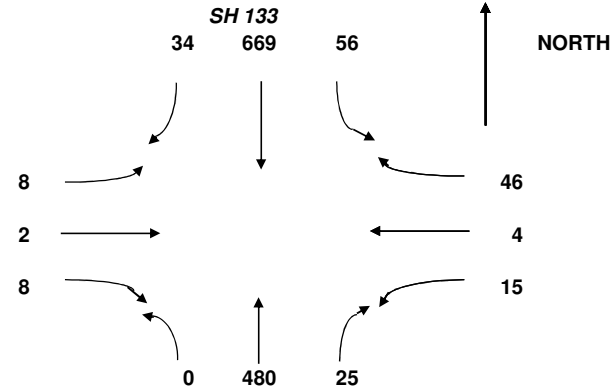
INTERSECTION: **16**
 N-S STREET: **SH 133**
 E-W STREET: **Colorado Ave/Remax**

PROJ. NO.:
 COUNT DATE: **31-Jan-12**
 NOTES: **Tuesday**

| | |
|---------------|---------|
| PK HR VOLUME: | 1,347 |
| PHF: | 0.98 |
| PEAK HOUR: | |
| FROM: | TO: |
| 4:45 PM | 5:45 PM |

COUNT TIME:
 FROM: **4:00 PM**
 TO: **6:00 PM**

Colorado Ave/Remax



COUNT DATA INPUT:

| TIME PERIOD | | NORTHBOUND | | | | EASTBOUND | | | | SOUTHBOUND | | | | WESTBOUND | | | | TOTAL VOLUMES |
|-------------|---------|------------|-----|----|-----|-----------|---|---|-----|------------|-----|----|-----|-----------|---|----|-----|---------------|
| FROM: | TO: | L | T | R | Ped | L | T | R | Ped | L | T | R | Ped | L | T | R | Ped | |
| 4:00 PM | 4:15 PM | 0 | 131 | 3 | 1 | 3 | 1 | 1 | 0 | 16 | 149 | 8 | 0 | 3 | 0 | 13 | 0 | 328 |
| 4:15 PM | 4:30 PM | 0 | 122 | 8 | 1 | 0 | 0 | 4 | 0 | 19 | 126 | 8 | 0 | 1 | 0 | 12 | 0 | 300 |
| 4:30 PM | 4:45 PM | 0 | 109 | 7 | 0 | 1 | 0 | 0 | 0 | 21 | 146 | 5 | 0 | 4 | 0 | 12 | 0 | 305 |
| 4:45 PM | 5:00 PM | 0 | 122 | 4 | 0 | 2 | 0 | 3 | 0 | 9 | 177 | 11 | 0 | 5 | 2 | 10 | 0 | 345 |
| 5:00 PM | 5:15 PM | 0 | 125 | 6 | 0 | 2 | 1 | 2 | 0 | 19 | 160 | 8 | 0 | 2 | 0 | 16 | 0 | 341 |
| 5:15 PM | 5:30 PM | 0 | 130 | 4 | 2 | 2 | 1 | 1 | 0 | 13 | 149 | 8 | 0 | 3 | 0 | 12 | 0 | 323 |
| 5:30 PM | 5:45 PM | 0 | 103 | 11 | 2 | 2 | 0 | 2 | 0 | 15 | 183 | 7 | 0 | 5 | 2 | 8 | 0 | 338 |
| 5:45 PM | 6:00 PM | 3 | 122 | 12 | 0 | 1 | 2 | 0 | 0 | 20 | 136 | 3 | 0 | 7 | 0 | 12 | 0 | 318 |

HOURLY TOTALS:

| TIME PERIOD | | NORTHBOUND | | | | EASTBOUND | | | | SOUTHBOUND | | | | WESTBOUND | | | | TOTAL VOLUMES |
|-------------|---------|------------|-----|----|-----|-----------|---|---|-----|------------|-----|----|-----|-----------|---|----|-----|---------------|
| FROM: | TO: | L | T | R | Ped | L | T | R | Ped | L | T | R | Ped | L | T | R | Ped | |
| 4:00 PM | 5:00 PM | 0 | 484 | 22 | 2 | 6 | 1 | 8 | 0 | 65 | 598 | 32 | 0 | 13 | 2 | 47 | 0 | 1,278 |
| 4:15 PM | 5:15 PM | 0 | 478 | 25 | 1 | 5 | 1 | 9 | 0 | 68 | 609 | 32 | 0 | 12 | 2 | 50 | 0 | 1,291 |
| 4:30 PM | 5:30 PM | 0 | 486 | 21 | 2 | 7 | 2 | 6 | 0 | 62 | 632 | 32 | 0 | 14 | 2 | 50 | 0 | 1,314 |
| 4:45 PM | 5:45 PM | 0 | 480 | 25 | 4 | 8 | 2 | 8 | 0 | 56 | 669 | 34 | 0 | 15 | 4 | 46 | 0 | 1,347 |
| 5:00 PM | 6:00 PM | 3 | 480 | 33 | 4 | 7 | 4 | 5 | 0 | 67 | 628 | 26 | 0 | 17 | 2 | 48 | 0 | 1,320 |

NOTE PHF IS BASED ON 15 MIN. PEAK WITHIN THE PEAK HOUR.

ATKINS

TURNING MOVEMENT COUNT SUMMARY

Peak Hour Volumes

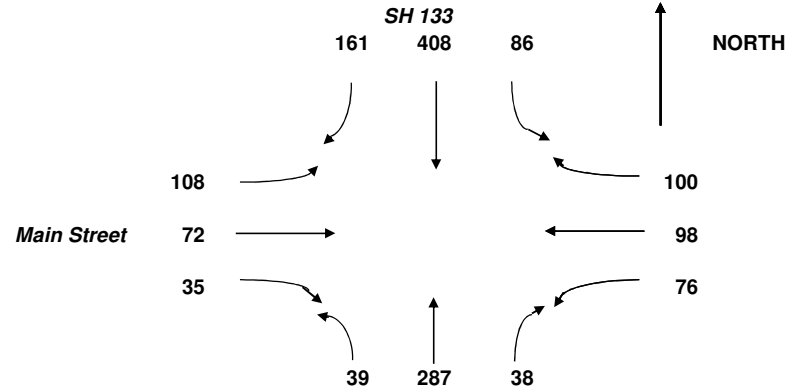
INTERSECTION: **17**
 N-S STREET: **SH 133**
 E-W STREET: **Main Street**

PROJ. NO.:
 COUNT DATE: **31-Jan-12**
 NOTES: **Tuesday**

| | |
|---------------|---------|
| PK HR VOLUME: | 1,508 |
| PHF: | 0.97 |
| PEAK HOUR: | |
| FROM: | TO: |
| 5:00 PM | 6:00 PM |

COUNT TIME:
 FROM: **4:00 PM**
 TO: **6:00 PM**

Notes:



COUNT DATA INPUT:

| TIME PERIOD | | NORTHBOUND | | | | EASTBOUND | | | | SOUTHBOUND | | | | WESTBOUND | | | | TOTAL VOLUMES |
|-------------|---------|------------|----|----|-----|-----------|----|----|-----|------------|-----|----|-----|-----------|----|----|-----|---------------|
| FROM: | TO: | L | T | R | Ped | L | T | R | Ped | L | T | R | Ped | L | T | R | Ped | |
| 4:00 PM | 4:15 PM | 10 | 78 | 14 | 12 | 27 | 13 | 11 | 0 | 22 | 78 | 25 | 4 | 18 | 33 | 23 | 5 | 352 |
| 4:15 PM | 4:30 PM | 7 | 71 | 13 | 13 | 23 | 13 | 7 | 0 | 18 | 95 | 27 | 1 | 15 | 23 | 31 | 3 | 343 |
| 4:30 PM | 4:45 PM | 10 | 82 | 11 | 17 | 19 | 19 | 6 | 0 | 21 | 101 | 20 | 0 | 12 | 23 | 20 | 4 | 344 |
| 4:45 PM | 5:00 PM | 6 | 67 | 12 | 12 | 24 | 13 | 12 | 1 | 33 | 93 | 36 | 1 | 14 | 13 | 31 | 3 | 354 |
| 5:00 PM | 5:15 PM | 13 | 72 | 7 | 21 | 26 | 12 | 7 | 1 | 22 | 109 | 39 | 3 | 19 | 24 | 24 | 5 | 374 |
| 5:15 PM | 5:30 PM | 9 | 69 | 11 | 9 | 27 | 23 | 10 | 5 | 22 | 92 | 34 | 1 | 18 | 24 | 26 | 2 | 365 |
| 5:30 PM | 5:45 PM | 6 | 60 | 11 | 14 | 33 | 13 | 6 | 0 | 25 | 108 | 50 | 0 | 18 | 25 | 27 | 5 | 382 |
| 5:45 PM | 6:00 PM | 11 | 86 | 9 | 11 | 22 | 24 | 12 | 1 | 17 | 99 | 38 | 6 | 21 | 25 | 23 | 2 | 387 |

HOURLY TOTALS:

| TIME PERIOD | | NORTHBOUND | | | | EASTBOUND | | | | SOUTHBOUND | | | | WESTBOUND | | | | TOTAL VOLUMES |
|-------------|---------|------------|-----|----|-----|-----------|----|----|-----|------------|-----|-----|-----|-----------|----|-----|-----|---------------|
| FROM: | TO: | L | T | R | Ped | L | T | R | Ped | L | T | R | Ped | L | T | R | Ped | |
| 4:00 PM | 5:00 PM | 33 | 298 | 50 | 54 | 93 | 58 | 36 | 1 | 94 | 367 | 108 | 6 | 59 | 92 | 105 | 15 | 1,393 |
| 4:15 PM | 5:15 PM | 36 | 292 | 43 | 63 | 92 | 57 | 32 | 2 | 94 | 398 | 122 | 5 | 60 | 83 | 106 | 15 | 1,415 |
| 4:30 PM | 5:30 PM | 38 | 290 | 41 | 59 | 96 | 67 | 35 | 7 | 98 | 395 | 129 | 5 | 63 | 84 | 101 | 14 | 1,437 |
| 4:45 PM | 5:45 PM | 34 | 268 | 41 | 56 | 110 | 61 | 35 | 7 | 102 | 402 | 159 | 5 | 69 | 86 | 108 | 15 | 1,475 |
| 5:00 PM | 6:00 PM | 39 | 287 | 38 | 55 | 108 | 72 | 35 | 7 | 86 | 408 | 161 | 10 | 76 | 98 | 100 | 14 | 1,508 |

NOTE PHF IS BASED ON 15 MIN. PEAK WITHIN THE PEAK HOUR.

ATKINS

TURNING MOVEMENT COUNT SUMMARY

Peak Hour Volumes

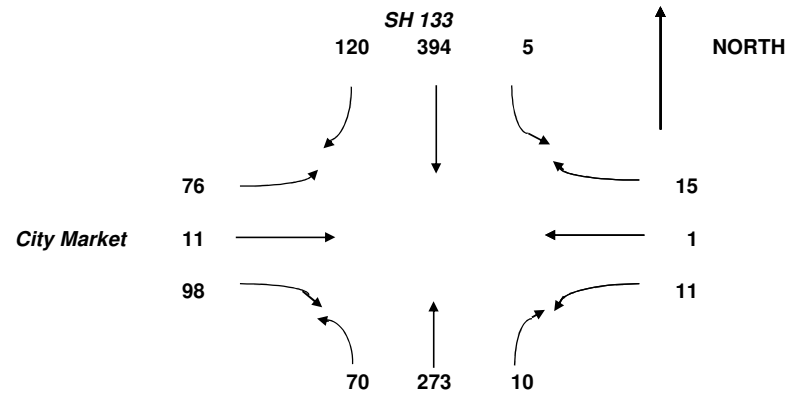
INTERSECTION: **18**
 N-S STREET: **SH 133**
 E-W STREET: **City Market**

PROJ. NO.:
 COUNT DATE: **31-Jan-12**
 NOTES: **Tuesday**

| | |
|---------------|-------------|
| PK HR VOLUME: | 1,084 |
| PHF: | 0.91 |
| PEAK HOUR: | |
| FROM: 5:00 PM | TO: 6:00 PM |

COUNT TIME:
 FROM: **4:00 PM**
 TO: **6:00 PM**

Notes:



COUNT DATA INPUT:

| TIME PERIOD | | NORTHBOUND | | | | EASTBOUND | | | | SOUTHBOUND | | | | WESTBOUND | | | | TOTAL VOLUMES |
|-------------|---------|------------|----|---|-----|-----------|---|----|-----|------------|-----|----|-----|-----------|---|---|-----|---------------|
| FROM: | TO: | L | T | R | Ped | L | T | R | Ped | L | T | R | Ped | L | T | R | Ped | |
| 4:00 PM | 4:15 PM | 20 | 77 | 4 | 0 | 22 | 1 | 17 | 0 | 0 | 75 | 32 | 0 | 2 | 1 | 3 | 0 | 254 |
| 4:15 PM | 4:30 PM | 14 | 69 | 1 | 0 | 22 | 2 | 26 | 0 | 2 | 86 | 29 | 0 | 4 | 1 | 0 | 0 | 256 |
| 4:30 PM | 4:45 PM | 14 | 90 | 3 | 0 | 11 | 1 | 21 | 0 | 0 | 87 | 32 | 0 | 0 | 1 | 2 | 0 | 262 |
| 4:45 PM | 5:00 PM | 16 | 69 | 1 | 0 | 13 | 1 | 28 | 0 | 1 | 86 | 32 | 0 | 2 | 0 | 3 | 0 | 252 |
| 5:00 PM | 5:15 PM | 14 | 69 | 5 | 0 | 18 | 1 | 33 | 0 | 3 | 104 | 28 | 0 | 2 | 1 | 5 | 0 | 283 |
| 5:15 PM | 5:30 PM | 13 | 71 | 1 | 0 | 13 | 4 | 23 | 0 | 0 | 87 | 33 | 0 | 4 | 0 | 5 | 0 | 254 |
| 5:30 PM | 5:45 PM | 19 | 52 | 2 | 0 | 25 | 3 | 15 | 0 | 1 | 103 | 28 | 0 | 2 | 0 | 0 | 0 | 250 |
| 5:45 PM | 6:00 PM | 24 | 81 | 2 | 0 | 20 | 3 | 27 | 0 | 1 | 100 | 31 | 0 | 3 | 0 | 5 | 0 | 297 |

HOURLY TOTALS:

| TIME PERIOD | | NORTHBOUND | | | | EASTBOUND | | | | SOUTHBOUND | | | | WESTBOUND | | | | TOTAL VOLUMES |
|-------------|---------|------------|-----|----|-----|-----------|----|-----|-----|------------|-----|-----|-----|-----------|---|----|-----|---------------|
| FROM: | TO: | L | T | R | Ped | L | T | R | Ped | L | T | R | Ped | L | T | R | Ped | |
| 4:00 PM | 5:00 PM | 64 | 305 | 9 | 0 | 68 | 5 | 92 | 0 | 3 | 334 | 125 | 0 | 8 | 3 | 8 | 0 | 1,024 |
| 4:15 PM | 5:15 PM | 58 | 297 | 10 | 0 | 64 | 5 | 108 | 0 | 6 | 363 | 121 | 0 | 8 | 3 | 10 | 0 | 1,053 |
| 4:30 PM | 5:30 PM | 57 | 299 | 10 | 0 | 55 | 7 | 105 | 0 | 4 | 364 | 125 | 0 | 8 | 2 | 15 | 0 | 1,051 |
| 4:45 PM | 5:45 PM | 62 | 261 | 9 | 0 | 69 | 9 | 99 | 0 | 5 | 380 | 121 | 0 | 10 | 1 | 13 | 0 | 1,039 |
| 5:00 PM | 6:00 PM | 70 | 273 | 10 | 0 | 76 | 11 | 98 | 0 | 5 | 394 | 120 | 0 | 11 | 1 | 15 | 0 | 1,084 |

NOTE PHF IS BASED ON 15 MIN. PEAK WITHIN THE PEAK HOUR.

ATKINS

TURNING MOVEMENT COUNT SUMMARY

Peak Hour Volumes

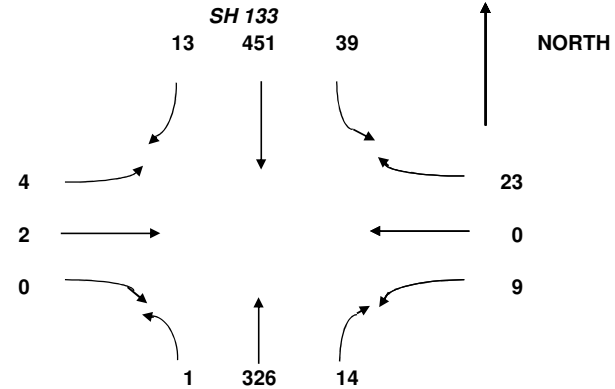
INTERSECTION: **19**
 N-S STREET: **SH 133**
 E-W STREET: **Garfield/Mobile Home**

PROJ. NO.:
 COUNT DATE: **31-Jan-12**
 NOTES: **Tuesday**

| | |
|---------------|-------------|
| PK HR VOLUME: | 882 |
| PHF: | 0.92 |
| PEAK HOUR: | |
| FROM: 5:00 PM | TO: 6:00 PM |

COUNT TIME:
 FROM: **4:00 PM**
 TO: **6:00 PM**

Garfield/Mobile Home



COUNT DATA INPUT:

| TIME PERIOD | | NORTHBOUND | | | | EASTBOUND | | | | SOUTHBOUND | | | | WESTBOUND | | | | TOTAL VOLUMES |
|-------------|---------|------------|-----|---|-----|-----------|---|---|-----|------------|-----|---|-----|-----------|---|----|-----|---------------|
| FROM: | TO: | L | T | R | Ped | L | T | R | Ped | L | T | R | Ped | L | T | R | Ped | |
| 4:00 PM | 4:15 PM | 1 | 88 | 5 | 3 | 4 | 0 | 0 | 1 | 10 | 82 | 2 | 2 | 1 | 0 | 9 | 0 | 202 |
| 4:15 PM | 4:30 PM | 0 | 76 | 2 | 3 | 0 | 0 | 0 | 1 | 11 | 105 | 0 | 2 | 3 | 0 | 8 | 1 | 205 |
| 4:30 PM | 4:45 PM | 0 | 98 | 4 | 5 | 0 | 1 | 0 | 0 | 7 | 100 | 1 | 2 | 2 | 1 | 9 | 0 | 223 |
| 4:45 PM | 5:00 PM | 0 | 76 | 3 | 7 | 3 | 0 | 0 | 0 | 8 | 105 | 3 | 3 | 3 | 1 | 7 | 0 | 209 |
| 5:00 PM | 5:15 PM | 0 | 76 | 5 | 2 | 2 | 1 | 0 | 0 | 13 | 124 | 2 | 0 | 1 | 0 | 10 | 0 | 234 |
| 5:15 PM | 5:30 PM | 0 | 81 | 3 | 1 | 0 | 0 | 0 | 0 | 9 | 103 | 2 | 1 | 3 | 0 | 4 | 0 | 205 |
| 5:30 PM | 5:45 PM | 0 | 67 | 6 | 2 | 1 | 1 | 0 | 0 | 6 | 107 | 7 | 1 | 4 | 0 | 5 | 0 | 204 |
| 5:45 PM | 6:00 PM | 1 | 102 | 0 | 1 | 1 | 0 | 0 | 1 | 11 | 117 | 2 | 1 | 1 | 0 | 4 | 0 | 239 |

HOURLY TOTALS:

| TIME PERIOD | | NORTHBOUND | | | | EASTBOUND | | | | SOUTHBOUND | | | | WESTBOUND | | | | TOTAL VOLUMES |
|-------------|---------|------------|-----|----|-----|-----------|---|---|-----|------------|-----|----|-----|-----------|---|----|-----|---------------|
| FROM: | TO: | L | T | R | Ped | L | T | R | Ped | L | T | R | Ped | L | T | R | Ped | |
| 4:00 PM | 5:00 PM | 1 | 338 | 14 | 12 | 7 | 1 | 0 | 2 | 36 | 392 | 6 | 9 | 9 | 2 | 33 | 1 | 839 |
| 4:15 PM | 5:15 PM | 0 | 326 | 14 | 11 | 5 | 2 | 0 | 1 | 39 | 434 | 6 | 7 | 9 | 2 | 34 | 1 | 871 |
| 4:30 PM | 5:30 PM | 0 | 331 | 15 | 9 | 5 | 2 | 0 | 0 | 37 | 432 | 8 | 6 | 9 | 2 | 30 | 0 | 871 |
| 4:45 PM | 5:45 PM | 0 | 300 | 17 | 6 | 6 | 2 | 0 | 0 | 36 | 439 | 14 | 5 | 11 | 1 | 26 | 0 | 852 |
| 5:00 PM | 6:00 PM | 1 | 326 | 14 | 6 | 4 | 2 | 0 | 1 | 39 | 451 | 13 | 3 | 9 | 0 | 23 | 0 | 882 |

NOTE PHF IS BASED ON 15 MIN. PEAK WITHIN THE PEAK HOUR.

ATKINS

TURNING MOVEMENT COUNT SUMMARY

Peak Hour Volumes

INTERSECTION: **20**
 N-S STREET: **SH 133**
 E-W STREET: **Alley/Beijin-Tokyo**

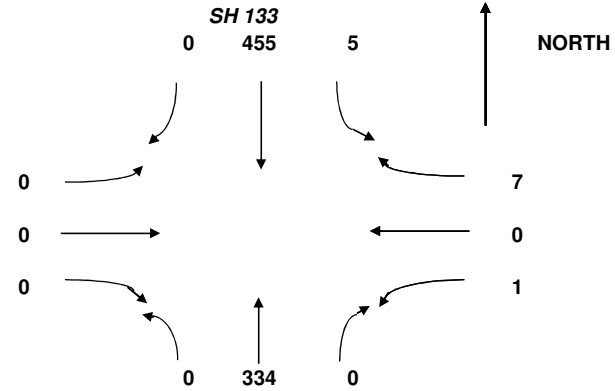
PROJ. NO.:
 COUNT DATE: **31-Jan-12**
 NOTES: **Tuesday**

| | |
|---------------|-------------|
| PK HR VOLUME: | 802 |
| PHF: | 0.91 |
| PEAK HOUR: | |
| FROM: 5:00 PM | TO: 6:00 PM |

COUNT TIME:
 FROM: **4:00 PM**
 TO: **6:00 PM**

Notes:

Alley/Beijin-Tokyo



COUNT DATA INPUT:

| TIME PERIOD | | NORTHBOUND | | | | EASTBOUND | | | | SOUTHBOUND | | | | WESTBOUND | | | | TOTAL VOLUMES | |
|-------------|---------|------------|-----|---|-----|-----------|---|---|-----|------------|-----|---|-----|-----------|---|---|-----|---------------|-----|
| FROM: | TO: | L | T | R | Ped | L | T | R | Ped | L | T | R | Ped | L | T | R | Ped | | |
| 4:00 PM | 4:15 PM | 0 | 94 | 0 | 2 | 0 | 0 | 0 | 0 | 1 | 82 | 0 | 0 | 0 | 0 | 0 | 0 | 0 | 177 |
| 4:15 PM | 4:30 PM | 0 | 76 | 0 | 1 | 0 | 0 | 0 | 0 | 0 | 108 | 0 | 0 | 0 | 0 | 2 | 0 | 0 | 186 |
| 4:30 PM | 4:45 PM | 0 | 101 | 0 | 2 | 0 | 0 | 0 | 0 | 0 | 102 | 0 | 0 | 0 | 0 | 1 | 0 | 0 | 204 |
| 4:45 PM | 5:00 PM | 0 | 77 | 0 | 1 | 0 | 0 | 0 | 0 | 0 | 108 | 0 | 0 | 0 | 0 | 2 | 0 | 0 | 187 |
| 5:00 PM | 5:15 PM | 0 | 78 | 0 | 1 | 0 | 0 | 0 | 0 | 1 | 124 | 0 | 0 | 0 | 0 | 3 | 0 | 0 | 206 |
| 5:15 PM | 5:30 PM | 0 | 84 | 0 | 1 | 0 | 0 | 0 | 0 | 0 | 106 | 0 | 0 | 1 | 0 | 0 | 0 | 0 | 191 |
| 5:30 PM | 5:45 PM | 0 | 71 | 0 | 0 | 0 | 0 | 0 | 0 | 1 | 110 | 0 | 0 | 0 | 0 | 2 | 0 | 0 | 184 |
| 5:45 PM | 6:00 PM | 0 | 101 | 0 | 0 | 0 | 0 | 0 | 0 | 3 | 115 | 0 | 0 | 0 | 0 | 2 | 0 | 0 | 221 |

HOURLY TOTALS:

| TIME PERIOD | | NORTHBOUND | | | | EASTBOUND | | | | SOUTHBOUND | | | | WESTBOUND | | | | TOTAL VOLUMES | |
|-------------|---------|------------|-----|---|-----|-----------|---|---|-----|------------|-----|---|-----|-----------|---|---|-----|---------------|-----|
| FROM: | TO: | L | T | R | Ped | L | T | R | Ped | L | T | R | Ped | L | T | R | Ped | | |
| 4:00 PM | 5:00 PM | 0 | 348 | 0 | 6 | 0 | 0 | 0 | 0 | 1 | 400 | 0 | 0 | 0 | 0 | 5 | 0 | 0 | 754 |
| 4:15 PM | 5:15 PM | 0 | 332 | 0 | 5 | 0 | 0 | 0 | 0 | 1 | 442 | 0 | 0 | 0 | 0 | 8 | 0 | 0 | 783 |
| 4:30 PM | 5:30 PM | 0 | 340 | 0 | 5 | 0 | 0 | 0 | 0 | 1 | 440 | 0 | 0 | 1 | 0 | 6 | 0 | 0 | 788 |
| 4:45 PM | 5:45 PM | 0 | 310 | 0 | 3 | 0 | 0 | 0 | 0 | 2 | 448 | 0 | 0 | 1 | 0 | 7 | 0 | 0 | 768 |
| 5:00 PM | 6:00 PM | 0 | 334 | 0 | 2 | 0 | 0 | 0 | 0 | 5 | 455 | 0 | 0 | 1 | 0 | 7 | 0 | 0 | 802 |

NOTE PHF IS BASED ON 15 MIN. PEAK WITHIN THE PEAK HOUR.

ATKINS

TURNING MOVEMENT COUNT SUMMARY

Peak Hour Volumes

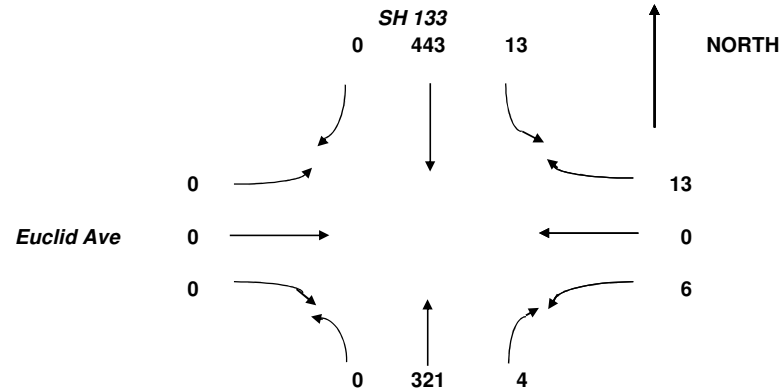
INTERSECTION: **21**
 N-S STREET: **SH 133**
 E-W STREET: **Euclid Ave**

PROJ. NO.:
 COUNT DATE: **31-Jan-12**
 NOTES: **Tuesday**

| | |
|---------------|-------------|
| PK HR VOLUME: | 800 |
| PHF: | 0.92 |
| PEAK HOUR: | |
| FROM: 5:00 PM | TO: 6:00 PM |

COUNT TIME:
 FROM: **4:00 PM**
 TO: **6:00 PM**

Notes:



COUNT DATA INPUT:

| TIME PERIOD | | NORTHBOUND | | | | EASTBOUND | | | | SOUTHBOUND | | | | WESTBOUND | | | | TOTAL VOLUMES |
|-------------|---------|------------|----|---|-----|-----------|---|---|-----|------------|-----|---|-----|-----------|---|----|-----|---------------|
| FROM: | TO: | L | T | R | Ped | L | T | R | Ped | L | T | R | Ped | L | T | R | Ped | |
| 4:00 PM | 4:15 PM | 0 | 84 | 1 | 0 | 0 | 0 | 0 | 0 | 1 | 81 | 0 | 0 | 0 | 0 | 10 | 0 | 177 |
| 4:15 PM | 4:30 PM | 0 | 71 | 2 | 0 | 0 | 0 | 0 | 0 | 2 | 106 | 0 | 0 | 3 | 0 | 5 | 0 | 189 |
| 4:30 PM | 4:45 PM | 0 | 98 | 1 | 1 | 0 | 0 | 0 | 0 | 6 | 96 | 0 | 0 | 0 | 0 | 3 | 0 | 204 |
| 4:45 PM | 5:00 PM | 0 | 72 | 0 | 0 | 0 | 0 | 0 | 0 | 1 | 107 | 0 | 0 | 2 | 0 | 5 | 0 | 187 |
| 5:00 PM | 5:15 PM | 0 | 75 | 1 | 0 | 0 | 0 | 0 | 0 | 3 | 121 | 0 | 0 | 4 | 0 | 3 | 0 | 207 |
| 5:15 PM | 5:30 PM | 0 | 81 | 1 | 1 | 0 | 0 | 0 | 0 | 2 | 105 | 0 | 0 | 0 | 0 | 3 | 0 | 192 |
| 5:30 PM | 5:45 PM | 0 | 69 | 0 | 0 | 0 | 0 | 0 | 0 | 3 | 107 | 0 | 0 | 2 | 0 | 2 | 0 | 183 |
| 5:45 PM | 6:00 PM | 0 | 96 | 2 | 0 | 0 | 0 | 0 | 0 | 5 | 110 | 0 | 0 | 0 | 0 | 5 | 0 | 218 |

HOURLY TOTALS:

| TIME PERIOD | | NORTHBOUND | | | | EASTBOUND | | | | SOUTHBOUND | | | | WESTBOUND | | | | TOTAL VOLUMES |
|-------------|---------|------------|-----|---|-----|-----------|---|---|-----|------------|-----|---|-----|-----------|---|----|-----|---------------|
| FROM: | TO: | L | T | R | Ped | L | T | R | Ped | L | T | R | Ped | L | T | R | Ped | |
| 4:00 PM | 5:00 PM | 0 | 325 | 4 | 1 | 0 | 0 | 0 | 0 | 10 | 390 | 0 | 0 | 5 | 0 | 23 | 0 | 757 |
| 4:15 PM | 5:15 PM | 0 | 316 | 4 | 1 | 0 | 0 | 0 | 0 | 12 | 430 | 0 | 0 | 9 | 0 | 16 | 0 | 787 |
| 4:30 PM | 5:30 PM | 0 | 326 | 3 | 2 | 0 | 0 | 0 | 0 | 12 | 429 | 0 | 0 | 6 | 0 | 14 | 0 | 790 |
| 4:45 PM | 5:45 PM | 0 | 297 | 2 | 1 | 0 | 0 | 0 | 0 | 9 | 440 | 0 | 0 | 8 | 0 | 13 | 0 | 769 |
| 5:00 PM | 6:00 PM | 0 | 321 | 4 | 1 | 0 | 0 | 0 | 0 | 13 | 443 | 0 | 0 | 6 | 0 | 13 | 0 | 800 |

NOTE PHF IS BASED ON 15 MIN. PEAK WITHIN THE PEAK HOUR.

ATKINS

TURNING MOVEMENT COUNT SUMMARY

Peak Hour Volumes

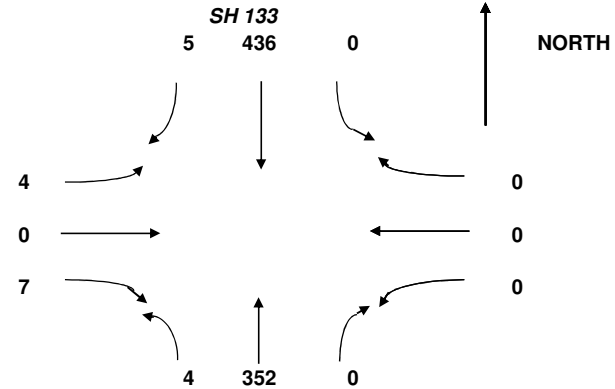
INTERSECTION: **22**
 N-S STREET: **SH 133**
 E-W STREET: **Crystal Valley Mobile Home**

PROJ. NO.:
 COUNT DATE: **31-Jan-12**
 NOTES: **Tuesday**

| | |
|---------------|-------------|
| PK HR VOLUME: | 808 |
| PHF: | 0.97 |
| PEAK HOUR: | |
| FROM: 4:45 PM | TO: 5:45 PM |

COUNT TIME:
 FROM: **4:00 PM**
 TO: **6:00 PM**

Crystal Valley Mobile Home



COUNT DATA INPUT:

| TIME PERIOD | | NORTHBOUND | | | | EASTBOUND | | | | SOUTHBOUND | | | | WESTBOUND | | | | TOTAL VOLUMES | |
|-------------|---------|------------|----|---|-----|-----------|---|---|-----|------------|-----|---|-----|-----------|---|---|-----|---------------|-----|
| FROM: | TO: | L | T | R | Ped | L | T | R | Ped | L | T | R | Ped | L | T | R | Ped | | |
| 4:00 PM | 4:15 PM | 1 | 89 | 0 | 0 | 1 | 0 | 0 | 0 | 0 | 87 | 3 | 0 | 0 | 0 | 0 | 0 | 0 | 181 |
| 4:15 PM | 4:30 PM | 1 | 73 | 0 | 0 | 1 | 0 | 1 | 0 | 0 | 79 | 2 | 0 | 0 | 0 | 0 | 0 | 0 | 157 |
| 4:30 PM | 4:45 PM | 0 | 92 | 0 | 1 | 0 | 0 | 0 | 0 | 0 | 83 | 1 | 0 | 0 | 0 | 0 | 0 | 0 | 176 |
| 4:45 PM | 5:00 PM | 1 | 94 | 0 | 0 | 2 | 0 | 2 | 0 | 0 | 100 | 0 | 0 | 0 | 0 | 0 | 0 | 0 | 199 |
| 5:00 PM | 5:15 PM | 0 | 99 | 0 | 0 | 1 | 0 | 1 | 0 | 0 | 106 | 2 | 0 | 0 | 0 | 0 | 0 | 0 | 209 |
| 5:15 PM | 5:30 PM | 1 | 69 | 0 | 1 | 1 | 0 | 3 | 0 | 0 | 116 | 2 | 0 | 0 | 0 | 0 | 0 | 0 | 192 |
| 5:30 PM | 5:45 PM | 2 | 90 | 0 | 0 | 0 | 0 | 1 | 0 | 0 | 114 | 1 | 0 | 0 | 0 | 0 | 0 | 0 | 208 |
| 5:45 PM | 6:00 PM | 0 | 80 | 0 | 0 | 1 | 0 | 2 | 0 | 0 | 109 | 2 | 0 | 0 | 0 | 0 | 0 | 0 | 194 |

HOURLY TOTALS:

| TIME PERIOD | | NORTHBOUND | | | | EASTBOUND | | | | SOUTHBOUND | | | | WESTBOUND | | | | TOTAL VOLUMES | |
|-------------|---------|------------|-----|---|-----|-----------|---|---|-----|------------|-----|---|-----|-----------|---|---|-----|---------------|-----|
| FROM: | TO: | L | T | R | Ped | L | T | R | Ped | L | T | R | Ped | L | T | R | Ped | | |
| 4:00 PM | 5:00 PM | 3 | 348 | 0 | 1 | 4 | 0 | 3 | 0 | 0 | 349 | 6 | 0 | 0 | 0 | 0 | 0 | 0 | 713 |
| 4:15 PM | 5:15 PM | 2 | 358 | 0 | 1 | 4 | 0 | 4 | 0 | 0 | 368 | 5 | 0 | 0 | 0 | 0 | 0 | 0 | 741 |
| 4:30 PM | 5:30 PM | 2 | 354 | 0 | 2 | 4 | 0 | 6 | 0 | 0 | 405 | 5 | 0 | 0 | 0 | 0 | 0 | 0 | 776 |
| 4:45 PM | 5:45 PM | 4 | 352 | 0 | 1 | 4 | 0 | 7 | 0 | 0 | 436 | 5 | 0 | 0 | 0 | 0 | 0 | 0 | 808 |
| 5:00 PM | 6:00 PM | 3 | 338 | 0 | 1 | 3 | 0 | 7 | 0 | 0 | 445 | 7 | 0 | 0 | 0 | 0 | 0 | 0 | 803 |

NOTE PHF IS BASED ON 15 MIN. PEAK WITHIN THE PEAK HOUR.

ATKINS

TURNING MOVEMENT COUNT SUMMARY

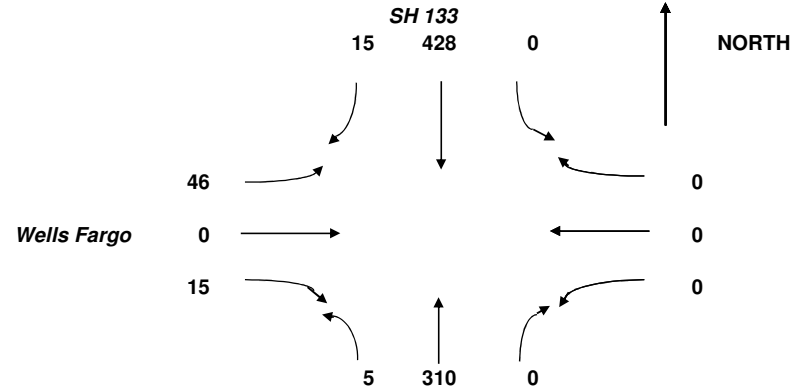
Peak Hour Volumes

INTERSECTION: **23**
 N-S STREET: **SH 133**
 E-W STREET: **Wells Fargo**

PROJ. NO.:
 COUNT DATE: **31-Jan-12**
 NOTES: **Tuesday**

COUNT TIME:
 FROM: **4:00 PM**
 TO: **6:00 PM**

| | |
|---------------|---------|
| PK HR VOLUME: | 819 |
| PHF: | 0.96 |
| PEAK HOUR: | |
| FROM: | TO: |
| 4:45 PM | 5:45 PM |



COUNT DATA INPUT:

| TIME PERIOD | | NORTHBOUND | | | | EASTBOUND | | | | SOUTHBOUND | | | | WESTBOUND | | | | TOTAL VOLUMES | |
|-------------|---------|------------|----|---|-----|-----------|---|---|-----|------------|-----|---|-----|-----------|---|---|-----|---------------|-----|
| FROM: | TO: | L | T | R | Ped | L | T | R | Ped | L | T | R | Ped | L | T | R | Ped | | |
| 4:00 PM | 4:15 PM | 1 | 71 | 0 | 0 | 19 | 0 | 8 | 0 | 0 | 85 | 2 | 0 | 0 | 0 | 0 | 0 | 0 | 186 |
| 4:15 PM | 4:30 PM | 0 | 64 | 0 | 0 | 10 | 0 | 4 | 0 | 0 | 78 | 2 | 0 | 0 | 0 | 0 | 0 | 0 | 158 |
| 4:30 PM | 4:45 PM | 3 | 82 | 0 | 0 | 10 | 0 | 4 | 0 | 0 | 79 | 4 | 0 | 0 | 0 | 0 | 0 | 0 | 182 |
| 4:45 PM | 5:00 PM | 4 | 81 | 0 | 0 | 14 | 0 | 3 | 0 | 0 | 96 | 6 | 0 | 0 | 0 | 0 | 0 | 0 | 204 |
| 5:00 PM | 5:15 PM | 1 | 94 | 0 | 0 | 5 | 0 | 7 | 0 | 0 | 105 | 2 | 0 | 0 | 0 | 0 | 0 | 0 | 214 |
| 5:15 PM | 5:30 PM | 0 | 55 | 0 | 0 | 15 | 0 | 2 | 0 | 0 | 113 | 6 | 0 | 0 | 0 | 0 | 0 | 0 | 191 |
| 5:30 PM | 5:45 PM | 0 | 80 | 0 | 0 | 12 | 0 | 3 | 0 | 0 | 114 | 1 | 0 | 0 | 0 | 0 | 0 | 0 | 210 |
| 5:45 PM | 6:00 PM | 0 | 71 | 0 | 0 | 9 | 0 | 5 | 0 | 0 | 109 | 2 | 0 | 0 | 0 | 0 | 0 | 0 | 196 |

HOURLY TOTALS:

| TIME PERIOD | | NORTHBOUND | | | | EASTBOUND | | | | SOUTHBOUND | | | | WESTBOUND | | | | TOTAL VOLUMES | |
|-------------|---------|------------|-----|---|-----|-----------|---|----|-----|------------|-----|----|-----|-----------|---|---|-----|---------------|-----|
| FROM: | TO: | L | T | R | Ped | L | T | R | Ped | L | T | R | Ped | L | T | R | Ped | | |
| 4:00 PM | 5:00 PM | 8 | 298 | 0 | 0 | 53 | 0 | 19 | 0 | 0 | 338 | 14 | 0 | 0 | 0 | 0 | 0 | 0 | 730 |
| 4:15 PM | 5:15 PM | 8 | 321 | 0 | 0 | 39 | 0 | 18 | 0 | 0 | 358 | 14 | 0 | 0 | 0 | 0 | 0 | 0 | 758 |
| 4:30 PM | 5:30 PM | 8 | 312 | 0 | 0 | 44 | 0 | 16 | 0 | 0 | 393 | 18 | 0 | 0 | 0 | 0 | 0 | 0 | 791 |
| 4:45 PM | 5:45 PM | 5 | 310 | 0 | 0 | 46 | 0 | 15 | 0 | 0 | 428 | 15 | 0 | 0 | 0 | 0 | 0 | 0 | 819 |
| 5:00 PM | 6:00 PM | 1 | 300 | 0 | 0 | 41 | 0 | 17 | 0 | 0 | 441 | 11 | 0 | 0 | 0 | 0 | 0 | 0 | 811 |

NOTE PHF IS BASED ON 15 MIN. PEAK WITHIN THE PEAK HOUR.

ATKINS

TURNING MOVEMENT COUNT SUMMARY

Peak Hour Volumes

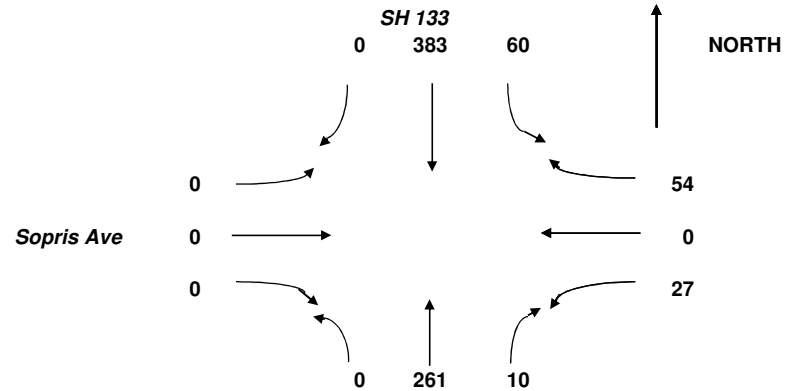
INTERSECTION: **24**
 N-S STREET: **SH 133**
 E-W STREET: **Sopris Ave**

PROJ. NO.:
 COUNT DATE: **31-Jan-12**
 NOTES: **Tuesday**

| | |
|---------------|---------|
| PK HR VOLUME: | 795 |
| PHF: | 0.91 |
| PEAK HOUR: | |
| FROM: | TO: |
| 4:45 PM | 5:45 PM |

COUNT TIME:
 FROM: **4:00 PM**
 TO: **6:00 PM**

Notes:



COUNT DATA INPUT:

| TIME PERIOD | | NORTHBOUND | | | | EASTBOUND | | | | SOUTHBOUND | | | | WESTBOUND | | | | TOTAL VOLUMES |
|-------------|---------|------------|----|---|-----|-----------|---|---|-----|------------|-----|---|-----|-----------|---|----|-----|---------------|
| FROM: | TO: | L | T | R | Ped | L | T | R | Ped | L | T | R | Ped | L | T | R | Ped | |
| 4:00 PM | 4:15 PM | 0 | 63 | 2 | 0 | 0 | 0 | 0 | 0 | 12 | 81 | 0 | 0 | 4 | 0 | 9 | 0 | 171 |
| 4:15 PM | 4:30 PM | 0 | 52 | 2 | 0 | 0 | 0 | 0 | 0 | 8 | 74 | 0 | 0 | 4 | 0 | 12 | 0 | 152 |
| 4:30 PM | 4:45 PM | 0 | 76 | 6 | 0 | 0 | 0 | 0 | 0 | 9 | 74 | 0 | 0 | 5 | 0 | 9 | 0 | 179 |
| 4:45 PM | 5:00 PM | 0 | 73 | 3 | 0 | 0 | 0 | 0 | 0 | 9 | 90 | 0 | 0 | 5 | 0 | 12 | 0 | 192 |
| 5:00 PM | 5:15 PM | 0 | 78 | 1 | 0 | 0 | 0 | 0 | 0 | 17 | 95 | 0 | 0 | 10 | 0 | 17 | 0 | 218 |
| 5:15 PM | 5:30 PM | 0 | 45 | 4 | 0 | 0 | 0 | 0 | 0 | 11 | 104 | 0 | 0 | 4 | 0 | 10 | 0 | 178 |
| 5:30 PM | 5:45 PM | 0 | 65 | 2 | 0 | 0 | 0 | 0 | 0 | 23 | 94 | 0 | 0 | 8 | 0 | 15 | 0 | 207 |
| 5:45 PM | 6:00 PM | 0 | 59 | 2 | 0 | 0 | 0 | 0 | 0 | 15 | 99 | 0 | 0 | 3 | 0 | 12 | 0 | 190 |

HOURLY TOTALS:

| TIME PERIOD | | NORTHBOUND | | | | EASTBOUND | | | | SOUTHBOUND | | | | WESTBOUND | | | | TOTAL VOLUMES |
|-------------|---------|------------|-----|----|-----|-----------|---|---|-----|------------|-----|---|-----|-----------|---|----|-----|---------------|
| FROM: | TO: | L | T | R | Ped | L | T | R | Ped | L | T | R | Ped | L | T | R | Ped | |
| 4:00 PM | 5:00 PM | 0 | 264 | 13 | 0 | 0 | 0 | 0 | 0 | 38 | 319 | 0 | 0 | 18 | 0 | 42 | 0 | 694 |
| 4:15 PM | 5:15 PM | 0 | 279 | 12 | 0 | 0 | 0 | 0 | 0 | 43 | 333 | 0 | 0 | 24 | 0 | 50 | 0 | 741 |
| 4:30 PM | 5:30 PM | 0 | 272 | 14 | 0 | 0 | 0 | 0 | 0 | 46 | 363 | 0 | 0 | 24 | 0 | 48 | 0 | 767 |
| 4:45 PM | 5:45 PM | 0 | 261 | 10 | 0 | 0 | 0 | 0 | 0 | 60 | 383 | 0 | 0 | 27 | 0 | 54 | 0 | 795 |
| 5:00 PM | 6:00 PM | 0 | 247 | 9 | 0 | 0 | 0 | 0 | 0 | 66 | 392 | 0 | 0 | 25 | 0 | 54 | 0 | 793 |

NOTE PHF IS BASED ON 15 MIN. PEAK WITHIN THE PEAK HOUR.

ATKINS

TURNING MOVEMENT COUNT SUMMARY

Peak Hour Volumes

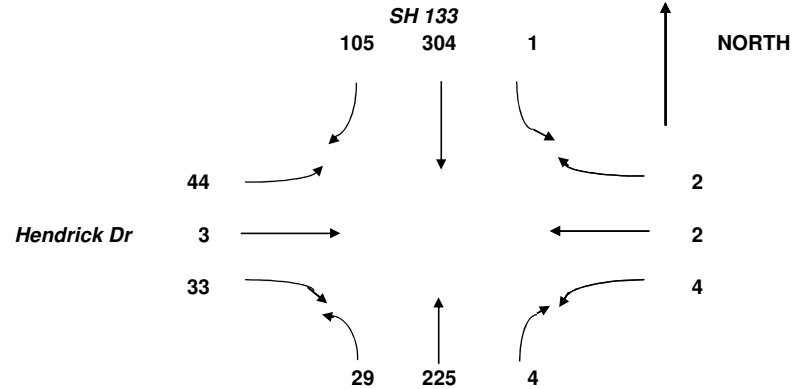
INTERSECTION: **25**
 N-S STREET: **SH 133**
 E-W STREET: **Hendrick Dr**

PROJ. NO.:
 COUNT DATE: **31-Jan-12**
 NOTES: **Tuesday**

| | |
|---------------|---------|
| PK HR VOLUME: | 756 |
| PHF: | 0.96 |
| PEAK HOUR: | |
| FROM: | TO: |
| 4:45 PM | 5:45 PM |

COUNT TIME:
 FROM: **4:00 PM**
 TO: **6:00 PM**

Notes:



COUNT DATA INPUT:

| TIME PERIOD | | NORTHBOUND | | | | EASTBOUND | | | | SOUTHBOUND | | | | WESTBOUND | | | | TOTAL VOLUMES |
|-------------|---------|------------|----|---|-----|-----------|---|----|-----|------------|----|----|-----|-----------|---|---|-----|---------------|
| FROM: | TO: | L | T | R | Ped | L | T | R | Ped | L | T | R | Ped | L | T | R | Ped | |
| 4:00 PM | 4:15 PM | 4 | 51 | 0 | 2 | 14 | 0 | 5 | 0 | 0 | 57 | 28 | 0 | 2 | 0 | 0 | 2 | 161 |
| 4:15 PM | 4:30 PM | 6 | 48 | 0 | 3 | 6 | 0 | 6 | 0 | 0 | 59 | 19 | 0 | 2 | 0 | 0 | 1 | 146 |
| 4:30 PM | 4:45 PM | 6 | 62 | 1 | 0 | 20 | 0 | 3 | 0 | 0 | 51 | 28 | 0 | 3 | 0 | 0 | 0 | 174 |
| 4:45 PM | 5:00 PM | 12 | 59 | 0 | 0 | 16 | 1 | 6 | 0 | 0 | 76 | 19 | 0 | 0 | 0 | 1 | 7 | 190 |
| 5:00 PM | 5:15 PM | 5 | 76 | 1 | 2 | 3 | 1 | 5 | 0 | 0 | 72 | 33 | 0 | 0 | 0 | 0 | 1 | 196 |
| 5:15 PM | 5:30 PM | 5 | 41 | 1 | 4 | 8 | 0 | 14 | 0 | 1 | 84 | 23 | 0 | 3 | 1 | 0 | 1 | 181 |
| 5:30 PM | 5:45 PM | 7 | 49 | 2 | 0 | 17 | 1 | 8 | 1 | 0 | 72 | 30 | 0 | 1 | 1 | 1 | 3 | 189 |
| 5:45 PM | 6:00 PM | 10 | 42 | 1 | 0 | 19 | 1 | 5 | 0 | 1 | 80 | 21 | 0 | 0 | 0 | 0 | 1 | 180 |

HOURLY TOTALS:

| TIME PERIOD | | NORTHBOUND | | | | EASTBOUND | | | | SOUTHBOUND | | | | WESTBOUND | | | | TOTAL VOLUMES |
|-------------|---------|------------|-----|---|-----|-----------|---|----|-----|------------|-----|-----|-----|-----------|---|---|-----|---------------|
| FROM: | TO: | L | T | R | Ped | L | T | R | Ped | L | T | R | Ped | L | T | R | Ped | |
| 4:00 PM | 5:00 PM | 28 | 220 | 1 | 5 | 56 | 1 | 20 | 0 | 0 | 243 | 94 | 0 | 7 | 0 | 1 | 10 | 671 |
| 4:15 PM | 5:15 PM | 29 | 245 | 2 | 5 | 45 | 2 | 20 | 0 | 0 | 258 | 99 | 0 | 5 | 0 | 1 | 9 | 706 |
| 4:30 PM | 5:30 PM | 28 | 238 | 3 | 6 | 47 | 2 | 28 | 0 | 1 | 283 | 103 | 0 | 6 | 1 | 1 | 9 | 741 |
| 4:45 PM | 5:45 PM | 29 | 225 | 4 | 6 | 44 | 3 | 33 | 1 | 1 | 304 | 105 | 0 | 4 | 2 | 2 | 12 | 756 |
| 5:00 PM | 6:00 PM | 27 | 208 | 5 | 6 | 47 | 3 | 32 | 1 | 2 | 308 | 107 | 0 | 4 | 2 | 1 | 6 | 746 |

NOTE PHF IS BASED ON 15 MIN. PEAK WITHIN THE PEAK HOUR.

ATKINS

TURNING MOVEMENT COUNT SUMMARY

Peak Hour Volumes

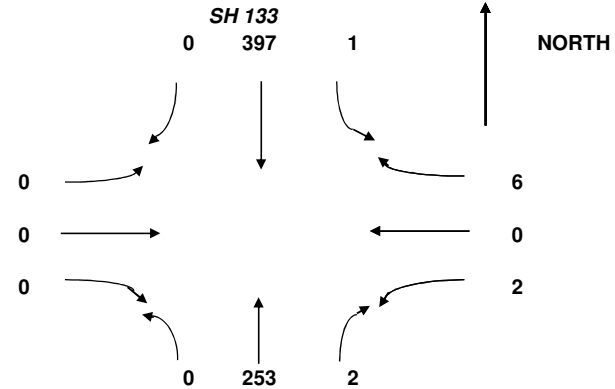
INTERSECTION: **26**
 N-S STREET: **SH 133**
 E-W STREET: **Roaring Fork Family Physicians**

| | |
|---------------|-------------|
| PK HR VOLUME: | 661 |
| PHF: | 0.90 |
| PEAK HOUR: | |
| FROM: 4:45 PM | TO: 5:45 PM |

PROJ. NO.:
 COUNT DATE: **31-Jan-12**
 NOTES: **Tuesday**

COUNT TIME:
 FROM: **4:00 PM**
 TO: **6:00 PM**

Roaring Fork Family Physicians



COUNT DATA INPUT:

| TIME PERIOD | | NORTHBOUND | | | | EASTBOUND | | | | SOUTHBOUND | | | | WESTBOUND | | | | TOTAL VOLUMES |
|-------------|---------|------------|----|---|-----|-----------|---|---|-----|------------|-----|---|-----|-----------|---|---|-----|---------------|
| FROM: | TO: | L | T | R | Ped | L | T | R | Ped | L | T | R | Ped | L | T | R | Ped | |
| 4:00 PM | 4:15 PM | 0 | 55 | 0 | 0 | 0 | 0 | 0 | 0 | 1 | 81 | 0 | 0 | 0 | 0 | 1 | 0 | 138 |
| 4:15 PM | 4:30 PM | 0 | 50 | 1 | 3 | 0 | 0 | 0 | 0 | 3 | 78 | 0 | 0 | 0 | 0 | 4 | 0 | 136 |
| 4:30 PM | 4:45 PM | 0 | 64 | 0 | 0 | 0 | 0 | 0 | 0 | 1 | 75 | 0 | 0 | 0 | 0 | 5 | 0 | 145 |
| 4:45 PM | 5:00 PM | 0 | 68 | 0 | 0 | 0 | 0 | 0 | 0 | 0 | 90 | 0 | 0 | 0 | 0 | 3 | 0 | 161 |
| 5:00 PM | 5:15 PM | 0 | 82 | 1 | 2 | 0 | 0 | 0 | 0 | 0 | 99 | 0 | 0 | 0 | 0 | 1 | 0 | 183 |
| 5:15 PM | 5:30 PM | 0 | 46 | 1 | 4 | 0 | 0 | 0 | 0 | 1 | 106 | 0 | 0 | 1 | 0 | 1 | 0 | 156 |
| 5:30 PM | 5:45 PM | 0 | 57 | 0 | 0 | 0 | 0 | 0 | 0 | 0 | 102 | 0 | 0 | 1 | 0 | 1 | 0 | 161 |
| 5:45 PM | 6:00 PM | 0 | 51 | 0 | 0 | 0 | 0 | 0 | 0 | 0 | 93 | 0 | 0 | 0 | 0 | 2 | 0 | 146 |

HOURLY TOTALS:

| TIME PERIOD | | NORTHBOUND | | | | EASTBOUND | | | | SOUTHBOUND | | | | WESTBOUND | | | | TOTAL VOLUMES |
|-------------|---------|------------|-----|---|-----|-----------|---|---|-----|------------|-----|---|-----|-----------|---|----|-----|---------------|
| FROM: | TO: | L | T | R | Ped | L | T | R | Ped | L | T | R | Ped | L | T | R | Ped | |
| 4:00 PM | 5:00 PM | 0 | 237 | 1 | 3 | 0 | 0 | 0 | 0 | 5 | 324 | 0 | 0 | 0 | 0 | 13 | 0 | 580 |
| 4:15 PM | 5:15 PM | 0 | 264 | 2 | 5 | 0 | 0 | 0 | 0 | 4 | 342 | 0 | 0 | 0 | 0 | 13 | 0 | 625 |
| 4:30 PM | 5:30 PM | 0 | 260 | 2 | 6 | 0 | 0 | 0 | 0 | 2 | 370 | 0 | 0 | 1 | 0 | 10 | 0 | 645 |
| 4:45 PM | 5:45 PM | 0 | 253 | 2 | 6 | 0 | 0 | 0 | 0 | 1 | 397 | 0 | 0 | 2 | 0 | 6 | 0 | 661 |
| 5:00 PM | 6:00 PM | 0 | 236 | 2 | 6 | 0 | 0 | 0 | 0 | 1 | 400 | 0 | 0 | 2 | 0 | 5 | 0 | 646 |

NOTE PHF IS BASED ON 15 MIN. PEAK WITHIN THE PEAK HOUR.

ATKINS

TURNING MOVEMENT COUNT SUMMARY

Peak Hour Volumes

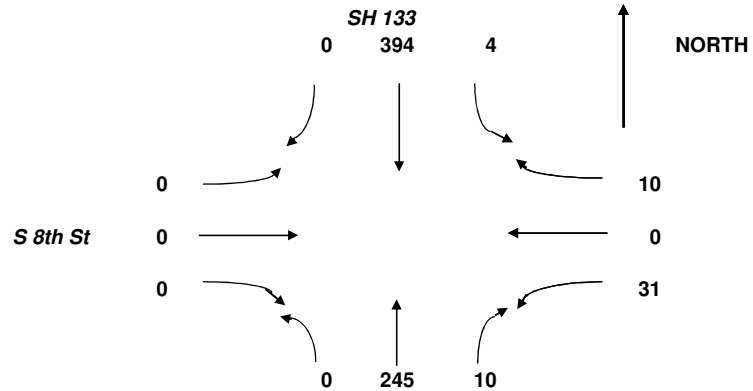
INTERSECTION: 27
 N-S STREET: SH 133
 E-W STREET: S 8th St

PROJ. NO.:
 COUNT DATE: 31-Jan-12
 NOTES: Tuesday

| | |
|---------------|---------|
| PK HR VOLUME: | 694 |
| PHF: | 0.89 |
| PEAK HOUR: | |
| FROM: | TO: |
| 4:45 PM | 5:45 PM |

COUNT TIME:
 FROM: 4:00 PM
 TO: 6:00 PM

Notes:



COUNT DATA INPUT:

| TIME PERIOD | | NORTHBOUND | | | | EASTBOUND | | | | SOUTHBOUND | | | | WESTBOUND | | | | TOTAL VOLUMES |
|-------------|---------|------------|----|---|-----|-----------|---|---|-----|------------|-----|---|-----|-----------|---|---|-----|---------------|
| FROM: | TO: | L | T | R | Ped | L | T | R | Ped | L | T | R | Ped | L | T | R | Ped | |
| 4:00 PM | 4:15 PM | 0 | 53 | 3 | 1 | 0 | 0 | 0 | 0 | 0 | 82 | 0 | 0 | 7 | 0 | 2 | 0 | 147 |
| 4:15 PM | 4:30 PM | 0 | 48 | 2 | 4 | 0 | 0 | 0 | 0 | 1 | 80 | 0 | 0 | 5 | 0 | 3 | 0 | 139 |
| 4:30 PM | 4:45 PM | 0 | 62 | 1 | 0 | 0 | 0 | 0 | 0 | 0 | 76 | 0 | 0 | 6 | 0 | 2 | 0 | 147 |
| 4:45 PM | 5:00 PM | 0 | 65 | 4 | 0 | 0 | 0 | 0 | 1 | 1 | 89 | 0 | 0 | 7 | 0 | 3 | 0 | 169 |
| 5:00 PM | 5:15 PM | 0 | 82 | 1 | 3 | 0 | 0 | 0 | 0 | 1 | 98 | 0 | 0 | 11 | 0 | 1 | 0 | 194 |
| 5:15 PM | 5:30 PM | 0 | 46 | 2 | 1 | 0 | 0 | 0 | 1 | 2 | 105 | 0 | 0 | 7 | 0 | 1 | 0 | 163 |
| 5:30 PM | 5:45 PM | 0 | 52 | 3 | 0 | 0 | 0 | 0 | 0 | 0 | 102 | 0 | 0 | 6 | 0 | 5 | 0 | 168 |
| 5:45 PM | 6:00 PM | 0 | 49 | 4 | 0 | 0 | 0 | 0 | 0 | 2 | 91 | 0 | 0 | 7 | 0 | 2 | 0 | 155 |

HOURLY TOTALS:

| TIME PERIOD | | NORTHBOUND | | | | EASTBOUND | | | | SOUTHBOUND | | | | WESTBOUND | | | | TOTAL VOLUMES |
|-------------|---------|------------|-----|----|-----|-----------|---|---|-----|------------|-----|---|-----|-----------|---|----|-----|---------------|
| FROM: | TO: | L | T | R | Ped | L | T | R | Ped | L | T | R | Ped | L | T | R | Ped | |
| 4:00 PM | 5:00 PM | 0 | 228 | 10 | 5 | 0 | 0 | 0 | 1 | 2 | 327 | 0 | 0 | 25 | 0 | 10 | 0 | 602 |
| 4:15 PM | 5:15 PM | 0 | 257 | 8 | 7 | 0 | 0 | 0 | 1 | 3 | 343 | 0 | 0 | 29 | 0 | 9 | 0 | 649 |
| 4:30 PM | 5:30 PM | 0 | 255 | 8 | 4 | 0 | 0 | 0 | 2 | 4 | 368 | 0 | 0 | 31 | 0 | 7 | 0 | 673 |
| 4:45 PM | 5:45 PM | 0 | 245 | 10 | 4 | 0 | 0 | 0 | 2 | 4 | 394 | 0 | 0 | 31 | 0 | 10 | 0 | 694 |
| 5:00 PM | 6:00 PM | 0 | 229 | 10 | 4 | 0 | 0 | 0 | 1 | 5 | 396 | 0 | 0 | 31 | 0 | 9 | 0 | 680 |

NOTE PHF IS BASED ON 15 MIN. PEAK WITHIN THE PEAK HOUR.

ATKINS

TURNING MOVEMENT COUNT SUMMARY

Peak Hour Volumes

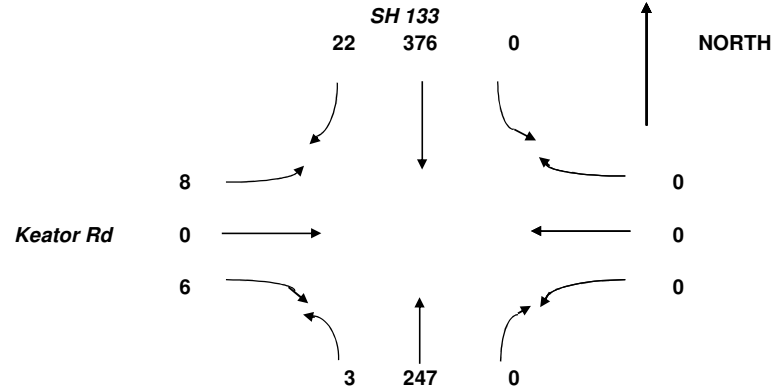
INTERSECTION: **28**
 N-S STREET: **SH 133**
 E-W STREET: **Keator Rd**

PROJ. NO.:
 COUNT DATE: **31-Jan-12**
 NOTES: **Tuesday**

| | |
|---------------|---------|
| PK HR VOLUME: | 662 |
| PHF: | 0.91 |
| PEAK HOUR: | |
| FROM: | TO: |
| 4:45 PM | 5:45 PM |

COUNT TIME:
 FROM: **4:00 PM**
 TO: **6:00 PM**

Notes:



COUNT DATA INPUT:

| TIME PERIOD | | NORTHBOUND | | | | EASTBOUND | | | | SOUTHBOUND | | | | WESTBOUND | | | | TOTAL VOLUMES | |
|-------------|---------|------------|----|---|-----|-----------|---|---|-----|------------|-----|---|-----|-----------|---|---|-----|---------------|-----|
| FROM: | TO: | L | T | R | Ped | L | T | R | Ped | L | T | R | Ped | L | T | R | Ped | | |
| 4:00 PM | 4:15 PM | 0 | 56 | 0 | 0 | 0 | 0 | 1 | 0 | 0 | 78 | 4 | 0 | 0 | 0 | 0 | 0 | 0 | 139 |
| 4:15 PM | 4:30 PM | 1 | 48 | 0 | 0 | 2 | 0 | 0 | 0 | 0 | 77 | 4 | 0 | 0 | 0 | 0 | 0 | 0 | 132 |
| 4:30 PM | 4:45 PM | 4 | 60 | 0 | 0 | 3 | 0 | 2 | 0 | 0 | 72 | 4 | 0 | 0 | 0 | 0 | 0 | 0 | 145 |
| 4:45 PM | 5:00 PM | 0 | 65 | 0 | 0 | 4 | 0 | 3 | 0 | 0 | 86 | 4 | 0 | 0 | 0 | 0 | 0 | 0 | 162 |
| 5:00 PM | 5:15 PM | 0 | 80 | 0 | 0 | 3 | 0 | 0 | 0 | 0 | 95 | 4 | 0 | 0 | 0 | 0 | 0 | 0 | 182 |
| 5:15 PM | 5:30 PM | 3 | 47 | 0 | 0 | 1 | 0 | 2 | 0 | 0 | 101 | 6 | 0 | 0 | 0 | 0 | 0 | 0 | 160 |
| 5:30 PM | 5:45 PM | 0 | 55 | 0 | 0 | 0 | 0 | 1 | 0 | 0 | 94 | 8 | 0 | 0 | 0 | 0 | 0 | 0 | 158 |
| 5:45 PM | 6:00 PM | 2 | 49 | 0 | 0 | 4 | 0 | 8 | 0 | 0 | 89 | 4 | 0 | 0 | 0 | 0 | 0 | 0 | 156 |

HOURLY TOTALS:

| TIME PERIOD | | NORTHBOUND | | | | EASTBOUND | | | | SOUTHBOUND | | | | WESTBOUND | | | | TOTAL VOLUMES | |
|-------------|---------|------------|-----|---|-----|-----------|---|----|-----|------------|-----|----|-----|-----------|---|---|-----|---------------|-----|
| FROM: | TO: | L | T | R | Ped | L | T | R | Ped | L | T | R | Ped | L | T | R | Ped | | |
| 4:00 PM | 5:00 PM | 5 | 229 | 0 | 0 | 9 | 0 | 6 | 0 | 0 | 313 | 16 | 0 | 0 | 0 | 0 | 0 | 0 | 578 |
| 4:15 PM | 5:15 PM | 5 | 253 | 0 | 0 | 12 | 0 | 5 | 0 | 0 | 330 | 16 | 0 | 0 | 0 | 0 | 0 | 0 | 621 |
| 4:30 PM | 5:30 PM | 7 | 252 | 0 | 0 | 11 | 0 | 7 | 0 | 0 | 354 | 18 | 0 | 0 | 0 | 0 | 0 | 0 | 649 |
| 4:45 PM | 5:45 PM | 3 | 247 | 0 | 0 | 8 | 0 | 6 | 0 | 0 | 376 | 22 | 0 | 0 | 0 | 0 | 0 | 0 | 662 |
| 5:00 PM | 6:00 PM | 5 | 231 | 0 | 0 | 8 | 0 | 11 | 0 | 0 | 379 | 22 | 0 | 0 | 0 | 0 | 0 | 0 | 656 |

NOTE PHF IS BASED ON 15 MIN. PEAK WITHIN THE PEAK HOUR.

ATKINS

TURNING MOVEMENT COUNT SUMMARY

Peak Hour Volumes

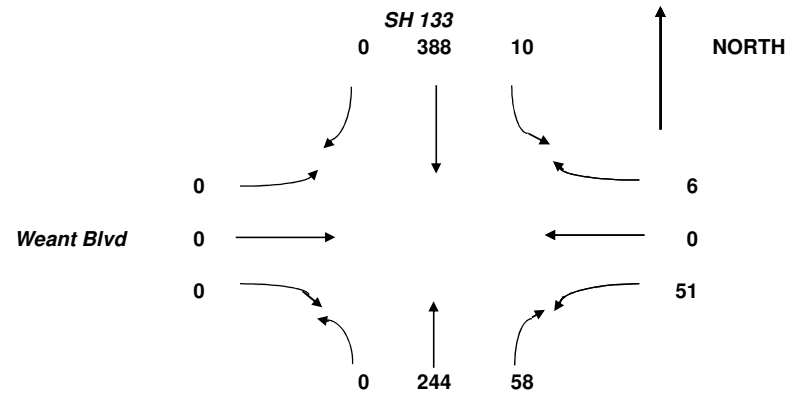
INTERSECTION: **29**
 N-S STREET: **SH 133**
 E-W STREET: **Weant Blvd**

PROJ. NO.:
 COUNT DATE: **31-Jan-12**
 NOTES: **Tuesday**

| | |
|---------------|---------|
| PK HR VOLUME: | 757 |
| PHF: | 0.93 |
| PEAK HOUR: | |
| FROM: | TO: |
| 4:45 PM | 5:45 PM |

COUNT TIME:
 FROM: **4:00 PM**
 TO: **6:00 PM**

Notes:



COUNT DATA INPUT:

| TIME PERIOD | | NORTHBOUND | | | | EASTBOUND | | | | SOUTHBOUND | | | | WESTBOUND | | | | TOTAL VOLUMES |
|-------------|---------|------------|----|----|-----|-----------|---|---|-----|------------|-----|---|-----|-----------|---|---|-----|---------------|
| FROM: | TO: | L | T | R | Ped | L | T | R | Ped | L | T | R | Ped | L | T | R | Ped | |
| 4:00 PM | 4:15 PM | 0 | 56 | 16 | 0 | 0 | 0 | 0 | 0 | 1 | 81 | 0 | 0 | 12 | 0 | 0 | 0 | 166 |
| 4:15 PM | 4:30 PM | 0 | 47 | 11 | 0 | 0 | 0 | 0 | 1 | 2 | 79 | 0 | 0 | 8 | 0 | 2 | 0 | 149 |
| 4:30 PM | 4:45 PM | 0 | 62 | 8 | 1 | 0 | 0 | 0 | 2 | 3 | 73 | 0 | 2 | 2 | 0 | 2 | 0 | 150 |
| 4:45 PM | 5:00 PM | 0 | 64 | 12 | 0 | 0 | 0 | 0 | 2 | 5 | 85 | 0 | 0 | 10 | 0 | 1 | 0 | 177 |
| 5:00 PM | 5:15 PM | 0 | 77 | 12 | 1 | 0 | 0 | 0 | 2 | 1 | 98 | 0 | 1 | 13 | 0 | 3 | 0 | 204 |
| 5:15 PM | 5:30 PM | 0 | 49 | 23 | 0 | 0 | 0 | 0 | 7 | 2 | 105 | 0 | 0 | 13 | 0 | 1 | 0 | 193 |
| 5:30 PM | 5:45 PM | 0 | 54 | 11 | 0 | 0 | 0 | 0 | 1 | 2 | 100 | 0 | 0 | 15 | 0 | 1 | 0 | 183 |
| 5:45 PM | 6:00 PM | 0 | 49 | 7 | 0 | 0 | 0 | 0 | 0 | 8 | 85 | 0 | 0 | 11 | 0 | 2 | 0 | 162 |

HOURLY TOTALS:

| TIME PERIOD | | NORTHBOUND | | | | EASTBOUND | | | | SOUTHBOUND | | | | WESTBOUND | | | | TOTAL VOLUMES |
|-------------|---------|------------|-----|----|-----|-----------|---|---|-----|------------|-----|---|-----|-----------|---|---|-----|---------------|
| FROM: | TO: | L | T | R | Ped | L | T | R | Ped | L | T | R | Ped | L | T | R | Ped | |
| 4:00 PM | 5:00 PM | 0 | 229 | 47 | 1 | 0 | 0 | 0 | 5 | 11 | 318 | 0 | 2 | 32 | 0 | 5 | 0 | 642 |
| 4:15 PM | 5:15 PM | 0 | 250 | 43 | 2 | 0 | 0 | 0 | 7 | 11 | 335 | 0 | 3 | 33 | 0 | 8 | 0 | 680 |
| 4:30 PM | 5:30 PM | 0 | 252 | 55 | 2 | 0 | 0 | 0 | 13 | 11 | 361 | 0 | 3 | 38 | 0 | 7 | 0 | 724 |
| 4:45 PM | 5:45 PM | 0 | 244 | 58 | 1 | 0 | 0 | 0 | 12 | 10 | 388 | 0 | 1 | 51 | 0 | 6 | 0 | 757 |
| 5:00 PM | 6:00 PM | 0 | 229 | 53 | 1 | 0 | 0 | 0 | 10 | 13 | 388 | 0 | 1 | 52 | 0 | 7 | 0 | 742 |

NOTE PHF IS BASED ON 15 MIN. PEAK WITHIN THE PEAK HOUR.

ATKINS

TURNING MOVEMENT COUNT SUMMARY

Peak Hour Volumes

INTERSECTION: **30**
 N-S STREET: **SH 133**
 E-W STREET: **River Valley Ranch/Snowmass**

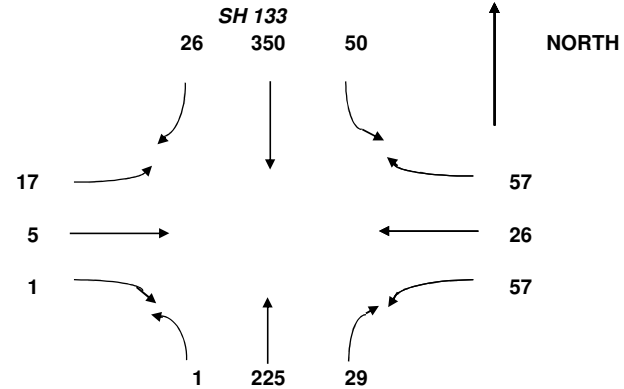
| | |
|---------------|---------|
| PK HR VOLUME: | 844 |
| PHF: | 0.90 |
| PEAK HOUR: | |
| FROM: | TO: |
| 4:45 PM | 5:45 PM |

PROJ. NO.:
 COUNT DATE: **31-Jan-12**
 NOTES: **Tuesday**

COUNT TIME:
 FROM: **4:00 PM**
 TO: **6:00 PM**

Notes:

River Valley Ranch/Snowmass Dr



COUNT DATA INPUT:

| TIME PERIOD | | NORTHBOUND | | | | EASTBOUND | | | | SOUTHBOUND | | | | WESTBOUND | | | | TOTAL VOLUMES |
|-------------|---------|------------|----|----|-----|-----------|---|---|-----|------------|-----|----|-----|-----------|---|----|-----|---------------|
| FROM: | TO: | L | T | R | Ped | L | T | R | Ped | L | T | R | Ped | L | T | R | Ped | |
| 4:00 PM | 4:15 PM | 0 | 48 | 6 | 0 | 8 | 3 | 0 | 0 | 9 | 76 | 6 | 1 | 12 | 2 | 14 | 0 | 184 |
| 4:15 PM | 4:30 PM | 0 | 47 | 6 | 0 | 5 | 1 | 0 | 0 | 15 | 60 | 8 | 0 | 17 | 7 | 10 | 3 | 176 |
| 4:30 PM | 4:45 PM | 1 | 49 | 2 | 0 | 3 | 0 | 0 | 0 | 8 | 61 | 9 | 1 | 7 | 4 | 20 | 0 | 164 |
| 4:45 PM | 5:00 PM | 0 | 51 | 5 | 0 | 5 | 0 | 0 | 0 | 14 | 73 | 7 | 2 | 13 | 7 | 16 | 0 | 191 |
| 5:00 PM | 5:15 PM | 0 | 67 | 9 | 0 | 6 | 3 | 0 | 0 | 13 | 83 | 10 | 3 | 21 | 6 | 17 | 1 | 235 |
| 5:15 PM | 5:30 PM | 1 | 53 | 10 | 0 | 5 | 0 | 1 | 0 | 14 | 104 | 3 | 0 | 12 | 6 | 14 | 0 | 223 |
| 5:30 PM | 5:45 PM | 0 | 54 | 5 | 0 | 1 | 2 | 0 | 0 | 9 | 90 | 6 | 4 | 11 | 7 | 10 | 2 | 195 |
| 5:45 PM | 6:00 PM | 1 | 44 | 5 | 0 | 6 | 2 | 0 | 0 | 7 | 78 | 14 | 0 | 11 | 9 | 11 | 0 | 188 |

HOURLY TOTALS:

| TIME PERIOD | | NORTHBOUND | | | | EASTBOUND | | | | SOUTHBOUND | | | | WESTBOUND | | | | TOTAL VOLUMES |
|-------------|---------|------------|-----|----|-----|-----------|---|---|-----|------------|-----|----|-----|-----------|----|----|-----|---------------|
| FROM: | TO: | L | T | R | Ped | L | T | R | Ped | L | T | R | Ped | L | T | R | Ped | |
| 4:00 PM | 5:00 PM | 1 | 195 | 19 | 0 | 21 | 4 | 0 | 0 | 46 | 270 | 30 | 4 | 49 | 20 | 60 | 3 | 715 |
| 4:15 PM | 5:15 PM | 1 | 214 | 22 | 0 | 19 | 4 | 0 | 0 | 50 | 277 | 34 | 6 | 58 | 24 | 63 | 4 | 766 |
| 4:30 PM | 5:30 PM | 2 | 220 | 26 | 0 | 19 | 3 | 1 | 0 | 49 | 321 | 29 | 6 | 53 | 23 | 67 | 1 | 813 |
| 4:45 PM | 5:45 PM | 1 | 225 | 29 | 0 | 17 | 5 | 1 | 0 | 50 | 350 | 26 | 9 | 57 | 26 | 57 | 3 | 844 |
| 5:00 PM | 6:00 PM | 2 | 218 | 29 | 0 | 18 | 7 | 1 | 0 | 43 | 355 | 33 | 7 | 55 | 28 | 52 | 3 | 841 |

NOTE PHF IS BASED ON 15 MIN. PEAK WITHIN THE PEAK HOUR.

ATKINS

TURNING MOVEMENT COUNT SUMMARY

Peak Hour Volumes

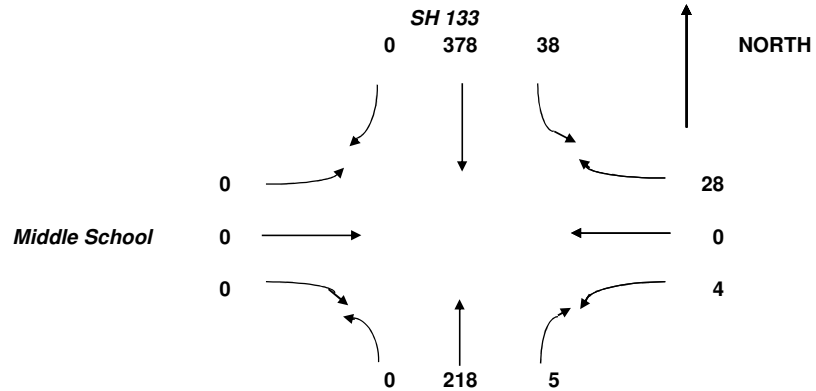
INTERSECTION: **31**
 N-S STREET: **SH 133**
 E-W STREET: **Middle School**

PROJ. NO.:
 COUNT DATE: **31-Jan-12**
 NOTES: **Tuesday**

| | |
|---------------|-------------|
| PK HR VOLUME: | 671 |
| PHF: | 0.90 |
| PEAK HOUR: | |
| FROM: 5:00 PM | TO: 6:00 PM |

COUNT TIME:
 FROM: **4:00 PM**
 TO: **6:00 PM**

Notes:



COUNT DATA INPUT:

| TIME PERIOD | | NORTHBOUND | | | | EASTBOUND | | | | SOUTHBOUND | | | | WESTBOUND | | | | TOTAL VOLUMES |
|-------------|---------|------------|----|---|-----|-----------|---|---|-----|------------|-----|---|-----|-----------|---|---|-----|---------------|
| FROM: | TO: | L | T | R | Ped | L | T | R | Ped | L | T | R | Ped | L | T | R | Ped | |
| 4:00 PM | 4:15 PM | 0 | 43 | 0 | 0 | 0 | 0 | 0 | 0 | 11 | 77 | 0 | 0 | 1 | 0 | 9 | 7 | 141 |
| 4:15 PM | 4:30 PM | 0 | 46 | 0 | 0 | 0 | 0 | 0 | 0 | 5 | 72 | 0 | 0 | 0 | 0 | 7 | 0 | 130 |
| 4:30 PM | 4:45 PM | 0 | 44 | 1 | 0 | 0 | 0 | 0 | 0 | 9 | 55 | 0 | 0 | 0 | 0 | 6 | 0 | 115 |
| 4:45 PM | 5:00 PM | 0 | 47 | 1 | 0 | 0 | 0 | 0 | 0 | 12 | 68 | 0 | 0 | 0 | 0 | 8 | 0 | 136 |
| 5:00 PM | 5:15 PM | 0 | 68 | 3 | 0 | 0 | 0 | 0 | 0 | 10 | 95 | 0 | 0 | 0 | 0 | 6 | 0 | 182 |
| 5:15 PM | 5:30 PM | 0 | 58 | 1 | 0 | 0 | 0 | 0 | 0 | 13 | 106 | 0 | 0 | 2 | 0 | 6 | 0 | 186 |
| 5:30 PM | 5:45 PM | 0 | 49 | 1 | 0 | 0 | 0 | 0 | 0 | 10 | 92 | 0 | 0 | 2 | 0 | 9 | 0 | 163 |
| 5:45 PM | 6:00 PM | 0 | 43 | 0 | 0 | 0 | 0 | 0 | 0 | 5 | 85 | 0 | 0 | 0 | 0 | 7 | 0 | 140 |

HOURLY TOTALS:

| TIME PERIOD | | NORTHBOUND | | | | EASTBOUND | | | | SOUTHBOUND | | | | WESTBOUND | | | | TOTAL VOLUMES |
|-------------|---------|------------|-----|---|-----|-----------|---|---|-----|------------|-----|---|-----|-----------|---|----|-----|---------------|
| FROM: | TO: | L | T | R | Ped | L | T | R | Ped | L | T | R | Ped | L | T | R | Ped | |
| 4:00 PM | 5:00 PM | 0 | 180 | 2 | 0 | 0 | 0 | 0 | 0 | 37 | 272 | 0 | 0 | 1 | 0 | 30 | 1 | 522 |
| 4:15 PM | 5:15 PM | 0 | 205 | 5 | 0 | 0 | 0 | 0 | 0 | 36 | 290 | 0 | 0 | 0 | 0 | 27 | 0 | 563 |
| 4:30 PM | 5:30 PM | 0 | 217 | 6 | 0 | 0 | 0 | 0 | 0 | 44 | 324 | 0 | 0 | 2 | 0 | 26 | 0 | 619 |
| 4:45 PM | 5:45 PM | 0 | 222 | 6 | 0 | 0 | 0 | 0 | 0 | 45 | 361 | 0 | 0 | 4 | 0 | 29 | 0 | 667 |
| 5:00 PM | 6:00 PM | 0 | 218 | 5 | 0 | 0 | 0 | 0 | 0 | 38 | 378 | 0 | 0 | 4 | 0 | 28 | 0 | 671 |

NOTE PHF IS BASED ON 15 MIN. PEAK WITHIN THE PEAK HOUR.

ATKINS

TURNING MOVEMENT COUNT SUMMARY

Peak Hour Volumes

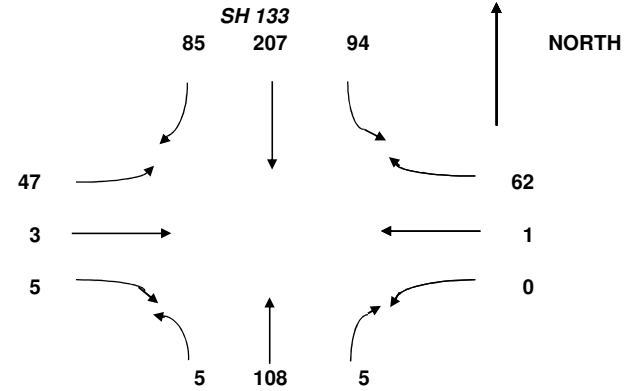
INTERSECTION: **32**
 N-S STREET: **SH 133**
 E-W STREET: **Meadowood/Crystal Bridge**

PROJ. NO.:
 COUNT DATE: **31-Jan-12**
 NOTES: **Tuesday**

| | |
|---------------|-------------|
| PK HR VOLUME: | 622 |
| PHF: | 0.91 |
| PEAK HOUR: | |
| FROM: 5:00 PM | TO: 6:00 PM |

COUNT TIME:
 FROM: **4:00 PM**
 TO: **6:00 PM**

Meadowood/Crystal Bridge



COUNT DATA INPUT:

| TIME PERIOD | | NORTHBOUND | | | | EASTBOUND | | | | SOUTHBOUND | | | | WESTBOUND | | | | TOTAL VOLUMES |
|-------------|---------|------------|----|---|-----|-----------|---|---|-----|------------|----|----|-----|-----------|---|----|-----|---------------|
| FROM: | TO: | L | T | R | Ped | L | T | R | Ped | L | T | R | Ped | L | T | R | Ped | |
| 4:00 PM | 4:15 PM | 1 | 27 | 0 | 0 | 9 | 0 | 5 | 2 | 10 | 59 | 13 | 0 | 0 | 3 | 7 | 2 | 134 |
| 4:15 PM | 4:30 PM | 0 | 29 | 0 | 0 | 12 | 0 | 2 | 0 | 6 | 48 | 13 | 0 | 0 | 1 | 3 | 7 | 114 |
| 4:30 PM | 4:45 PM | 0 | 19 | 1 | 0 | 16 | 0 | 1 | 0 | 10 | 44 | 5 | 0 | 0 | 0 | 7 | 1 | 103 |
| 4:45 PM | 5:00 PM | 1 | 31 | 0 | 0 | 11 | 0 | 2 | 0 | 16 | 43 | 9 | 0 | 0 | 1 | 8 | 0 | 122 |
| 5:00 PM | 5:15 PM | 0 | 39 | 2 | 1 | 16 | 0 | 3 | 1 | 24 | 52 | 18 | 2 | 0 | 0 | 17 | 3 | 171 |
| 5:15 PM | 5:30 PM | 3 | 26 | 2 | 0 | 17 | 1 | 2 | 0 | 28 | 57 | 21 | 0 | 0 | 1 | 13 | 1 | 171 |
| 5:30 PM | 5:45 PM | 2 | 27 | 0 | 0 | 3 | 1 | 0 | 0 | 17 | 58 | 28 | 1 | 0 | 0 | 19 | 1 | 155 |
| 5:45 PM | 6:00 PM | 0 | 16 | 1 | 0 | 11 | 1 | 0 | 0 | 25 | 40 | 18 | 0 | 0 | 0 | 13 | 1 | 125 |

HOURLY TOTALS:

| TIME PERIOD | | NORTHBOUND | | | | EASTBOUND | | | | SOUTHBOUND | | | | WESTBOUND | | | | TOTAL VOLUMES |
|-------------|---------|------------|-----|---|-----|-----------|---|----|-----|------------|-----|----|-----|-----------|---|----|-----|---------------|
| FROM: | TO: | L | T | R | Ped | L | T | R | Ped | L | T | R | Ped | L | T | R | Ped | |
| 4:00 PM | 5:00 PM | 2 | 106 | 1 | 0 | 48 | 0 | 10 | 2 | 42 | 194 | 40 | 0 | 0 | 5 | 25 | 10 | 473 |
| 4:15 PM | 5:15 PM | 1 | 118 | 3 | 1 | 55 | 0 | 8 | 1 | 56 | 187 | 45 | 2 | 0 | 2 | 35 | 11 | 510 |
| 4:30 PM | 5:30 PM | 4 | 115 | 5 | 1 | 60 | 1 | 8 | 1 | 78 | 196 | 53 | 2 | 0 | 2 | 45 | 5 | 567 |
| 4:45 PM | 5:45 PM | 6 | 123 | 4 | 1 | 47 | 2 | 7 | 1 | 85 | 210 | 76 | 3 | 0 | 2 | 57 | 5 | 619 |
| 5:00 PM | 6:00 PM | 5 | 108 | 5 | 1 | 47 | 3 | 5 | 1 | 94 | 207 | 85 | 3 | 0 | 1 | 62 | 6 | 622 |

NOTE PHF IS BASED ON 15 MIN. PEAK WITHIN THE PEAK HOUR.

ATKINS

TURNING MOVEMENT COUNT SUMMARY

Peak Hour Volumes

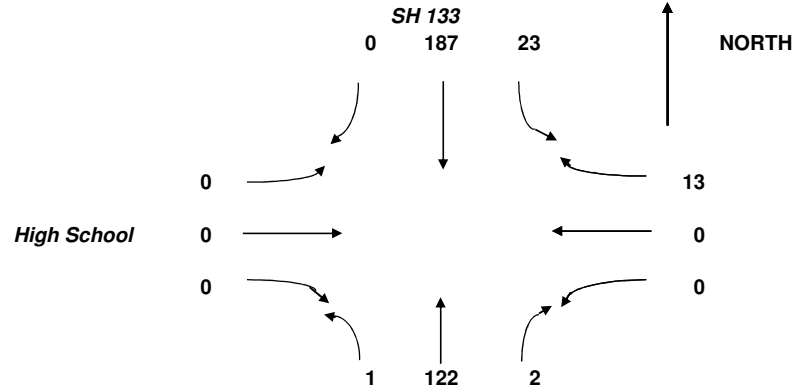
INTERSECTION: **33**
 N-S STREET: **SH 133**
 E-W STREET: **High School**

PROJ. NO.:
 COUNT DATE: **31-Jan-12**
 NOTES: **Tuesday**

| | |
|---------------|---------|
| PK HR VOLUME: | 348 |
| PHF: | 0.90 |
| PEAK HOUR: | |
| FROM: | TO: |
| 4:45 PM | 5:45 PM |

COUNT TIME:
 FROM: **4:00 PM**
 TO: **6:00 PM**

Notes:



COUNT DATA INPUT:

| TIME PERIOD | | NORTHBOUND | | | | EASTBOUND | | | | SOUTHBOUND | | | | WESTBOUND | | | | TOTAL VOLUMES |
|-------------|---------|------------|----|---|-----|-----------|---|---|-----|------------|----|---|-----|-----------|---|---|-----|---------------|
| FROM: | TO: | L | T | R | Ped | L | T | R | Ped | L | T | R | Ped | L | T | R | Ped | |
| 4:00 PM | 4:15 PM | 0 | 20 | 7 | 0 | 0 | 0 | 0 | 0 | 1 | 58 | 0 | 1 | 0 | 0 | 7 | 0 | 87 |
| 4:15 PM | 4:30 PM | 0 | 26 | 0 | 0 | 0 | 0 | 0 | 0 | 2 | 52 | 0 | 0 | 0 | 0 | 7 | 0 | 87 |
| 4:30 PM | 4:45 PM | 0 | 19 | 0 | 0 | 0 | 0 | 0 | 0 | 1 | 44 | 0 | 0 | 0 | 0 | 0 | 0 | 64 |
| 4:45 PM | 5:00 PM | 1 | 26 | 0 | 0 | 0 | 0 | 0 | 2 | 4 | 40 | 0 | 0 | 0 | 0 | 4 | 0 | 75 |
| 5:00 PM | 5:15 PM | 0 | 37 | 0 | 0 | 0 | 0 | 0 | 0 | 6 | 48 | 0 | 0 | 0 | 0 | 4 | 0 | 95 |
| 5:15 PM | 5:30 PM | 0 | 29 | 0 | 0 | 0 | 0 | 0 | 0 | 11 | 52 | 0 | 0 | 0 | 0 | 5 | 0 | 97 |
| 5:30 PM | 5:45 PM | 0 | 30 | 2 | 0 | 0 | 0 | 0 | 0 | 2 | 47 | 0 | 0 | 0 | 0 | 0 | 0 | 81 |
| 5:45 PM | 6:00 PM | 0 | 18 | 1 | 0 | 0 | 0 | 0 | 0 | 2 | 46 | 0 | 0 | 0 | 0 | 1 | 0 | 68 |

HOURLY TOTALS:

| TIME PERIOD | | NORTHBOUND | | | | EASTBOUND | | | | SOUTHBOUND | | | | WESTBOUND | | | | TOTAL VOLUMES |
|-------------|---------|------------|-----|---|-----|-----------|---|---|-----|------------|-----|---|-----|-----------|---|----|-----|---------------|
| FROM: | TO: | L | T | R | Ped | L | T | R | Ped | L | T | R | Ped | L | T | R | Ped | |
| 4:00 PM | 5:00 PM | 1 | 91 | 1 | 0 | 0 | 0 | 0 | 2 | 8 | 194 | 0 | 1 | 0 | 0 | 18 | 0 | 313 |
| 4:15 PM | 5:15 PM | 1 | 108 | 0 | 0 | 0 | 0 | 0 | 2 | 13 | 184 | 0 | 0 | 0 | 0 | 15 | 0 | 321 |
| 4:30 PM | 5:30 PM | 1 | 111 | 0 | 0 | 0 | 0 | 0 | 2 | 22 | 184 | 0 | 0 | 0 | 0 | 13 | 0 | 331 |
| 4:45 PM | 5:45 PM | 1 | 122 | 2 | 0 | 0 | 0 | 0 | 2 | 23 | 187 | 0 | 0 | 0 | 0 | 13 | 0 | 348 |
| 5:00 PM | 6:00 PM | 0 | 114 | 3 | 0 | 0 | 0 | 0 | 0 | 21 | 193 | 0 | 0 | 0 | 0 | 10 | 0 | 341 |

NOTE PHF IS BASED ON 15 MIN. PEAK WITHIN THE PEAK HOUR.

